



Butterfly
Conservation



HAMPSHIRE & ISLE OF WIGHT BUTTERFLY REPORT - 2017

Hampshire and Isle of Wight Butterfly Report 2017

Editor: Bob Annell

Production Editor: Bob Annell

Writers: Jacky Adams, Bob Annell, Andy Barker, Linda Barker, Tim Bernhard, Andy Bolton, Rupert Broadway, Andrew Brookes, Phil Budd, Andy Butler, Jayne Chapman, Susan Clarke, Pete Durnell, Mike Gibbons, Mervyn Grist, John Levell, Richard Levett, Jenny Mallett, Dave Owen, Nigel Owen, Tani Read, Jon Stokes, Bob Taylor, Mark Tutton, Ashley Whitlock, Bob Whitmarsh, Clive Wood.

Hampshire Butterfly Recorder: Bob Annell

Isle of Wight Butterfly Recorder: Andy Butler

Database: Bob Annell, Kelvin Richards.

Hard Copy Input: Jean Annell

Webmaster: Bob Whitmarsh

Transect Organisers: Andy & Linda Barker

Flight Period and Transect Graphs: Andy Barker

Species Photographs: Mike Barnes, Tim Bernhard, Sharron Broadway, Trevor Bumfrey, Andy Butler, Brian Cartwright, Jayne Chapman, Frank Coley, Graeme Davis, John Levell, Allan Orme, Nigel Owen, Roger Pendell, Francis Plowman, Eric Read, Kevin Ross, Alan Thornbury, Mark Tutton, John Vetterlein, Ashley Whitlock.

Maps, Statistics, Tables: Bob Annell

Proof Readers: Jacky Adams, Cheryl Richards, Bob Taylor.

Cover Photographs: Allan Orme (front, Marbled Whites), Theresa Holden (inside back, Large Skipper) and Tim Bernhard (back, Red Admiral larva).

Artwork: Tim Bernhard, Glanville Fritillary Interpretation Project.

Published by the Hampshire and Isle of Wight Branch of Butterfly Conservation, 2017
Butterfly Conservation is a charity registered in England and Wales (254937) and in Scotland (SCO39268). Registered Office: Manor Yard, East Lulworth, Wareham, Dorset, BH20 5QP.

The opinions expressed by contributors do not necessarily reflect the views or policies of Butterfly Conservation.

www.hantsiow-butterflies.org.uk

Printed by Hampshire Printing Services, Winchester

Production of this publication is assisted by support from **Hampshire County Council**, **Hampshire Biodiversity Information Centre**, **Portsmouth City Council** and donations from Branch members.

Contents

	Page
Introduction – Clive Wood	2
2017 Preamble & Overview – Bob Annell	3
Glossary of Terms	4
Branch Reserves – Jayne Chapman	
Magdalen Hill Down	5
Bentley Station Meadow	7
Yew Hill	7
Common Species Summary – Bob Annell	8
Scarcer Species Summary – Andy Barker	9
Weather Report 2017 – Dave Owen	10
Location Map	12
Butterfly Report 2017	13
Wider Countryside Butterfly Survey	14
Butterfly Record Coverage	15
Species Report Layout	16
Species Accounts	17-62
Index to Butterfly Species Accounts	
Adonis Blue	61
Brimstone	28
Brown Argus	59
Brown Hairstreak	52
Chalk Hill Blue	62
Clouded Yellow	27
Comma	47
Common Blue	60
Dark Green Fritillary	40
Dingy Skipper	17
Duke of Burgundy	50
Essex Skipper	19
Gatekeeper	34
Glanville Fritillary	49
Grayling	36
Green Hairstreak	54
Green-veined White	26
Grizzled Skipper	18
Holly Blue	57
Large Skipper	22
Large White	24
Marbled White	35
Marsh Fritillary	48
Meadow Brown	33
Orange-tip	23
Painted Lady	44
Peacock	45
Pearl-bordered Fritillary	37
Purple Emperor	42
Purple Hairstreak	53
Red Admiral	43
Ringlet	32
Silver-spotted Skipper	21
Silver-studded Blue	58
Silver-washed Fritillary	39
Small Blue	56
Small Copper	51
Small Heath	31
Small Pearl-bordered Fritillary	38
Small Skipper	20
Small Tortoiseshell	46
Small White	25
Speckled Wood	30
Wall	29
White Admiral	41
White-letter Hairstreak	55
Summary of Earliest/Latest Butterfly Sightings 2017	63
2016-2017 Butterfly Trends in Hampshire and Isle of Wight	64

Welcome to the 2017 Annual Butterfly Report of the Hampshire and Isle of Wight Branch of Butterfly Conservation!

In a year dominated by Brexit, conflict and world leaders intent on grabbing headlines for the wrong reasons, it was heartening to see a strong improvement in butterfly numbers. Sir David Attenborough had warned that UK butterflies faced a critical summer after a string of poor years had seen even common species such as the Small Tortoiseshell, Peacock, Meadow Brown and Gatekeeper decline in number. The good news is that all four species had much better years but I shall leave the details to the species reports.

A mild March and warm early April saw some species get off to a cracking start, notably the lovely Orange-tip and Holly Blue. The number of butterflies seen on transect increased by two-thirds over 2016 and I was struck by how many species seemed to be 'early on the wing'. A glance at the flight period charts in the following pages suggests that the season was indeed early for many species but not necessarily longer. The summer heatwave ended in mid-July and the less said about August the better but, overall, it was a decent year. Each butterfly year has its own story, and each recorder too.

The new year marks the 50th anniversary of Butterfly Conservation and the Branch will be working hard to support some of the core aims of the charity. Our priorities are:

1. To recover threatened butterflies and moths
2. To increase numbers of widespread species
3. To inspire people to understand and deliver species conservation.

At the AGM in November we announced that agreement had been reached with Julie Williams, BC CEO, to transfer financial responsibility for the three Branch reserves to Head Office with effect from 01 April this year. The Branch will continue to assist in the management of the Reserves but responsibility for a substantial shortfall in the income received will pass to Head Office from this date. This is a significant development since it removes the need for the Branch to set aside substantial funds to cover both planned and unplanned costs.

We propose to use this greater freedom to develop a more ambitious conservation programme using the new Regional Action Plan to guide our priorities. We are a small charity but by forming new partnerships with other conservation bodies I know that we can make a real difference to the butterfly and moth fauna in our two counties. We will share our plans in more detail at our next AGM.

Before ending, I must thank our County Butterfly Recorder, Bob Annell, for all the time and hard work that goes into the production of this superb report. My thanks also to Linda and Andy Barker for preparing the transect records and graphs, and to Kelvin Richards for managing an enormous amount of data.

With my best wishes for the new recording season,

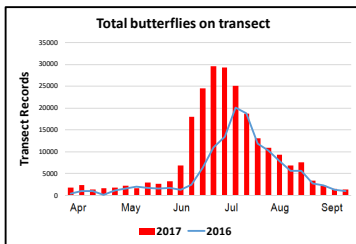
Clive Wood
Chair
January 2018

This year's report is focused on the forty-six breeding species of butterfly normally found in Hampshire and on the Isle of Wight.

Included for the first time is a 'Scarcer Species Summary' alongside the usual 'Common Species Summary' – twenty-three species in each. These tables are now in order of occupied tetrads rather than number of records received.

The report is based on records available as at 30 November 2017 with the exception of a few records of over-wintering species.

2017 saw the highest ever number of records submitted in Hampshire – a total of 90,938 amounting to 375,195 individual butterflies. These records came from nine different sources, including a few from Bug Alert!
Records received covered 76% of Hampshire & Isle of Wight tetrads (2km squares).



Butterflies fared much better in 2017 than they did in 2016, generally emerging some two to three weeks earlier as the transect graph on the left indicates. Five species were recorded earlier than any previous year.

Most species showed a significant increase compared to 2016, especially White Admiral, Silver-washed Fritillary, Comma, Small Heath and Pearl-bordered Fritillary.

It is notable that Dingy Skipper, Large & Small White, Duke of Burgundy & Grayling counts were even less in 2017 than they were the previous year.

	Percentage Records per month							
	Jan-Mar	Apr	May	Jun	Jul	Aug	Sep	Oct-Dec
2016	0.7	4.0	11.2	8.4	40.3	26.7	7.8	1.0
2017	1.4	7.2	8.5	14.6	40.8	20.0	6.2	1.2

The above table shows that although counts were generally lower in 2016, August 2017 showed a significant percentage decline possibly due to the effect of the July rains.

Bear in mind also that the July figures these days are boosted by the Big Butterfly Count which contributed 21% of July's & 17% of August's butterflies.

Please remember to submit your annual records promptly using one system only, ie: Branch Spreadsheets, Living Record, iRecord, Garden Butterfly Survey, MapMate (sync **cyb**) or hard copy. As usual, images are also welcome and for consideration for the cover should preferably be in portrait format.

Finally my thanks to all those who have contributed to make this report possible and to the Records Sub-Committee for their efforts and support throughout the year.

Bob Annell
County Butterfly Recorder
March 2018

Glossary of Terms

Butterfly transect: A method of monitoring butterflies, involving walking a fixed route at a given site, once a week from the first week of April to the last week of September, counting the number of each species seen. For the purpose of comparison between other butterfly transects both locally and nationally, there are a fixed set of guidelines. These primarily relate to weather conditions and the time of day under which the transect is walked. For further details of transect methodology, see <http://www.ukbms.org/>.

Annual Index graphs: These will be available on the Branch website as an appendix to this report. An Annual Index is the sum total of weekly counts for a particular butterfly species on a given transect in a particular year. The graphs show an average Annual Index for all transect monitored sites where the species is found, 1990 to 2016, and a graph featuring the Annual Index for an individual site with a trend of interest.

Flight period graphs: These are the periods during which the adult butterfly was on the wing this year compared to last.

Butterfly counts: Butterfly transects do not monitor population size, but because of a consistent methodology, they allow us to monitor change from one year to the next. Other counts sent in by recorders will be a function of the area of a site covered and the amount of time spent. In a quantitative way they give an idea of important sites, but would only give an indication of population size.

BC Priority Status: Regional priority is shown as listed in the *Butterfly Conservation South-central England Regional Action Plan for South-east England 2016-2025*. In addition, Hampshire & Isle of Wight Branch has identified six species as 'Top Priority'.

Wider Countryside Butterfly Survey: The Wider Countryside Butterfly Survey (WCBS) was established in 2009 to improve data on the population status of butterflies across the countryside as a whole. This is important given that most site-based monitoring is biased towards good quality semi-natural habitat relatively rich in butterflies. Wider countryside monitoring is organised in partnership with the [British Trust for Ornithology](#) (BTO). The WCBS method is based on the BTO's Breeding Bird Survey (the 'BBS'), counting along two parallel 1-km long transects subdivided into 10 sections, located within randomly selected 1-km squares. The differences are that butterflies are counted in a more restricted area than for birds and at different times of the day. Only 2-4 visits are required compared to 26 visits on the traditional UKBMS transects.

Species distribution maps: The distribution maps in this report were produced using *MapMate* recording and mapping software. These show the 2-km squares (tetrads) for which records were received since 2000.

Red: 2017

Mid Blue: 2010-2016

Open Black: 2000-2009

A blue or open black circle does not necessarily mean that the species no longer occurs, merely that the site may not have been visited in 2017. For maps of pre-2000 records, see *Butterflies of Hampshire*.

Vernacular and scientific names of plants: Plant names follow Francis Rose, 2006, *The Wild Flower Key*, revised and expanded edition, Warne.

Species Number: is in accordance with Agassiz, D.J.L., Beavan, S.D. and Heckford, R.J. (2013) *Checklist of the Lepidoptera of the British Isles*.

Magdalen Hill Down (MHD)

2017 appears to have been a better year for butterflies, possibly due in part to the drier conditions of December 2016 compared to the previous year, a bonus for over-wintering stages of Lepidoptera and grazing animals alike. The warm and dry spring that followed was another butterfly win, but the season still provided an (almost unwanted) abundance of vegetation. Livestock graze the reserve but are restricted in numbers under the Countryside Stewardship Scheme to prevent over-grazing, but given excess growth we applied to Natural England to increase the maximum number of cattle and sheep required to keep grass in check and to give greater flexibility to managing certain areas of the reserve that require a shorter turf height for specific butterfly species. Turf heights in the 5-10cm and 0-5cm or 10-20cm range favour a majority of downland butterfly species and Andy Barker's earlier predictions of a good year for Brown Argus based on these turf height measurements were well founded with Magdalen Hill Down holding the top spot in Hampshire in 2017 for this species. Turf heights still need to be reduced so the extra cattle and sheep will help to achieve this in 2017/18.

Looking at comparisons with last year's highs and lows on the Original transect at MHD, Brimstone (down in 2016 to 148) bounced back to its best ever year with 312. Chalk Hill Blue was notably down nationally in 2015, and continued to decline in 2016, with just 294 recorded on the Original transect, but in 2017 an upturn took it to second place in the Hampshire transect rankings with a total tally of 775. Common Blue and Green Hairstreak also saw increases and Clouded Yellow made double figures (the first time since 2006) but the highlights once again were Grizzled Skipper at 69 – a species that only really made an appearance in 2005 when 17 were recorded on transect - and Brown Argus which had its fifth best count on this transect. Of note was a first transect record on site of a Silver-spotted Skipper, a male first seen by Patrick Fleet and subsequently recorded by Tim Bernhard.

Other butterflies, including Gatekeeper, Meadow Brown, Speckled Wood, Small Heath, Comma, Small Skipper and Small Copper, all increased in numbers from the previous year, with the most dramatic increase seen in Small Copper up from zero to 16, and Holly Blue from six to 35. Ringlet did exceptionally well with 136 recorded on Original transect from 60 in 2016.



Transect data can inform management. As an example, Small Copper, which had an excellent year, may have benefited from the bare ground created by the light summer grazing of ponies and heifers introduced over recent years. This butterfly favours grasslands and can be seen basking on the paths and areas of bare ground. Other favoured habitats include wasteland, old quarries, road verges and woodland rides.

Magdalen Hill Down (MHD)

Tree & Shrub East is proving to be the best area to see Dingy Skipper and Small/Essex Skipper, and is where Common Blue experienced a massive increase on the relatively new transect of two years, from 56 (2016) to 204 in 2017. MHD boasts five transects, so the above is a snapshot of the site.

The Countryside Stewardship scheme provides financial incentives to land managers to care for the environment by conserving and restoring wildlife habitats, keeping the character of the countryside and encouraging educational access. The scheme is open to all eligible landowners and managers, and provides a much needed income source which enables our management of the reserves. The Rural Payments Agency (RPA) is an executive agency of the Department for Environment, Food and Rural Affairs (DEFRA). Every so often the RPA send out inspectors, who give but a few days' notice of a visit to check that all is in order. This is a worrying time, as boundaries, livestock units, percentage of scrub cover and grassland options are all scrutinised and checked against payments for compliance. If all is not in order, fines can be hefty; however we were delighted when MHD passed the inspection with flying colours in 2017. A combination of good habitat and increased butterflies bodes well for the future of the reserve.



Thumbs up for scrub control – Jayne Chapman

Bentley Station Meadow

Butterflies counted on transect jumped up to 1,115 in 2017 from a 2016 low of 752. The main winners were Gatekeeper, Comma, Silver-washed Fritillary (35 to 107, the second best year ever), Common Blue (up from 1 to 11), Small Copper (in double figures), Small Skipper (37 to 65 - double from previous year and the best year since 1999), Speckled Wood (which had its best year ever at 77) and Ringlet (its best ever year at 331 - almost double 2016 (174) and greater than the previous best total of 308 seen in 2013).

Bentley Station Meadow has once again done very well to get in the top 20 Hampshire transect rankings for several species, given it's a smaller site with a shorter transect. As an example, there were 76 sites with Silver-washed Fritillary data for both years, so it is encouraging that BSM has remained in the top 20 (Andy Barker, 2017).

In September, the Rural Payments Agency Inspector paid a visit to the meadow to check that all was in order as per our annual stewardship payments. The feedback was very positive with compliments on the woodland edge that is shaping up nicely along the boundary with Alice Holt. One cause for concern was the scrub to grassland ratio so the winter work-parties started with a bang to reduce the Blackthorn in the north-eastern corner.

Species seen off transect included Purple Emperor, Purple Hairstreak, White Admiral on 02 July, plus a Painted Lady and two Shaded Broad-bar moths on 23 July by Sue Clarke.

Yew Hill

2016 saw a decline in numbers of butterflies recorded on transect – down from 2,527 in 2015 to a low of 1,776. Sadly 2017 saw a further decline to 1,626 records. However, the number of species seen on transect was up by one to 30, with increases for both Common Blue and Brown Argus. Chalk Hill Blue increased to 61 following an all-time low of 25 in 2016. These figures are very encouraging, especially as Grizzled and Dingy Skipper - up 23 from seven and Small Blue – up four from one - all increased in number in 2017. So although we had fewer butterflies on transect overall, the chalk downland specialist species fared much better. Butterflies of the brown family maintained average sightings over the 26 transect weeks walked.

Yew Hill is a relatively small site, but its setting amidst rough grassland and pasture means it is a great place to go birding. Ravens are almost guaranteed to be seen flying overhead, as too the spectacle of a Sparrowhawk hunting (unsuccessfully at time of writing) a Green Woodpecker.

Thanks to the volunteers who check the livestock and report back to the blog, we have a great bird list. For Nov/Dec 2017 the following were seen on or around the reserve: Blackcap, Chiffchaff, Skylark, Stonechat, Goldcrest, Red Kite, Kestrel, Fieldfare, Redwing, Bullfinch, Great-spotted Woodpecker, Song Thrush, Mistle Thrush, Jay, Snipe, Goldfinch, Nuthatch, Lapwing, Greenfinch, Long-tailed Tit. Volunteering is not all about counting sheep!

This year the twenty-three most common species are shown below according to their tetrad coverage within Hampshire. Previous years' positions are also shown according to their respective tetrad coverage.

This gives a completely different picture than in previous years when positions were noted in order of number of records.

Red Admiral is seen to be far more widespread than in 2013 whereas its over-wintering companion, Peacock, appears to be losing ground.

Meadow Brown, one of our commonest wider countryside species, failed to reach top position in the last five years although it has previously held this position in 2012 & 2008.

It comes as no surprise that Speckled Wood has consistently held a similar position over the five year period.

Species	Tetrads	Records	Positions (by Tetrad)				
			2017	2016	2015	2014	2013
Red Admiral	725	6,355	1	2	7	6	9
Gatekeeper	678	6,974	2	4	1	4	6
Meadow Brown	666	12,054	3	5	2	5	4
Large White	621	4,525	4	3	4	8	1
Small White	620	5,723	5	1	3	3	2
Comma	603	3,760	6	9	8	10	8
Brimstone	575	6,321	7	6	6	7	5
Peacock	562	3,953	8	7	5	1	3
Speckled Wood	536	7,466	9	8	9	9	10
Common Blue	451	3,627	10	15	11	11	15
Small Tortoiseshell	423	1,907	11	11	10	2	7
Green-veined White	411	2,606	12	10	13	12	11
Holly Blue	399	2,008	13	12	12	17	16
Ringlet	385	3,611	14	14	15	13	12
Painted Lady	360	859	15	17	14	19	18
Marbled White	358	2,677	16	13	16	15	14
Large Skipper	322	1,754	17	16	17	14	13
Small Copper	300	1,228	18	20	20	20	19
Orange-tip	287	1,651	19	18	19	16	20
Small Skipper	247	2,135	20	19	18	18	17
Silver-washed Fritillary	210	2,182	21	21	21	21	22
Small Heath	155	2,121	22	22	22	22	23
White Admiral	109	527	23	26	25	26	25

The twenty-three species in the second half of the league table are recorded in less than 100 tetrads. The Brown Argus, with 98 tetrads and 694 records, is not particularly rare, but more of a habitat specialist, and consistently mid-table. As you descend the list, however, you encounter butterfly species of conservation concern. Small Pearl-bordered Fritillary and Marsh Fritillary at the very bottom of the list give greatest cause for concern and border on local extinction, but the Wall is also in trouble and has continued its steady decline. On the plus side, the Silver-studded Blue and Grayling are edging up the table due to positive heathland management.

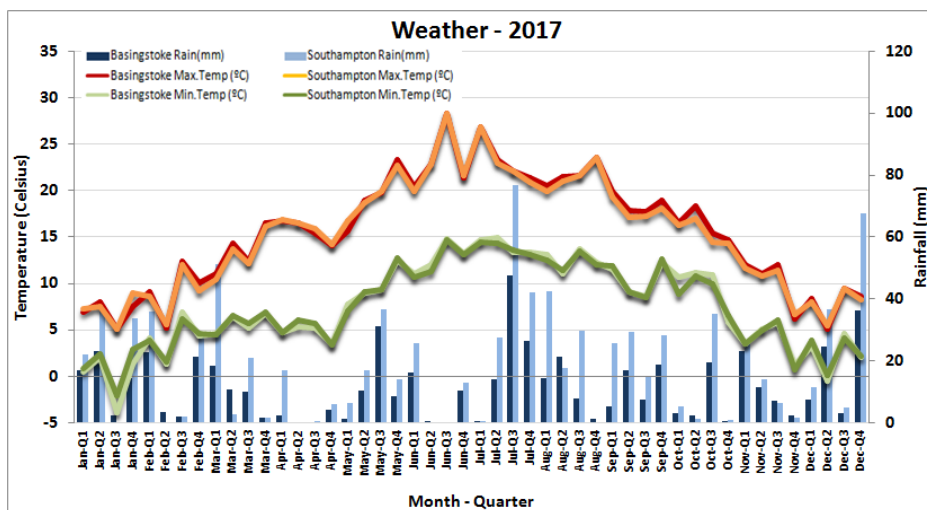
Species	Tetrads	Records	Positions (by Tetrad)				
			2017	2016	2015	2014	2013
Brown Argus	98	694	24	27	24	25	24
Essex Skipper	85	239	25	24	23	24	26
Clouded Yellow	78	186	26	23	26	23	21
Green Hairstreak	74	199	27	25	27	27	30
Dark Green Fritillary	72	406	28	28	28	28	27
Silver-studded Blue	54	462	29	31	30	33	34
Grayling	48	319	30	32	32	32	35
Purple Hairstreak	45	99	31	35	35	36	31
Dingy Skipper	42	285	32	29	29	29	29
Chalk Hill Blue	41	609	33	34	33	35	28
Grizzled Skipper	40	205	34	30	31	30	32
Small Blue	39	297	35	33	34	34	37
Purple Emperor	23	46	36	39	36	37	36
White-letter Hairstreak	22	38	37	42	41	41	41
Duke of Burgundy	18	137	38	36	38	38	39
Wall	17	66	39	38	37	31	33
Adonis Blue	16	213	40	37	39	39	38
Pearl-bordered Fritillary	13	171	41	41	40	40	42
Glanville Fritillary	12	53	42	40	42	43	44
Silver-spotted Skipper	10	68	43	43	43	44	40
Brown Hairstreak	10	66	44	44	44	42	43
Marsh Fritillary	3	25	45	45	46	46	46
Small Pearl-bordered Frit.	3	20	46	46	45	45	45

This report has been compiled with the aid of the following websites:

<http://www.metoffice.gov.uk/climate/uk/summaries/2017>

<http://southamptonweather.co.uk/>

and data supplied by Simon Neil from his weather station at Chineham, Basingstoke



2017 was less eventful and generally benign compared to recent years.

Although **January** was an average month, it was rather cold and unsettled in the early stages and some parts of the county even had a brief snowfall mid month. The coldest weather of the year occurred just after mid-month at both our chosen sites with a series of sharp frosts as things settled down.

Milder, unsettled conditions returned by **February**. That mild theme continued for much of the month which was nearly 2°C warmer than normal with rainfall close to average.

March started unsettled and was again very mild with winds frequently from a south-westerly quarter. Temperatures were 2°C above normal with rainfall close to average.

April was a settled month and dry as a result. It was also sunny and after a warm start it cooled down so temperatures were only a little above average overall.

May was another warm month, the third warmest in England since 1910. A settled easterly pattern gave way to more unsettled conditions later in the month but it remained an average rainfall month across the area.

June was an even better month being dry and sunny and the second warmest, behind the infamous 1976, since 1910. It was notably hot and dry in the middle of the month bringing the best summer conditions of the year at both our stations.

The warmth of June extended into **July**. It was quite hot initially but temperatures declined throughout as it turned unsettled with heavy rainfall bringing the wettest conditions of the year after mid-month to both our weather stations.

As we headed into **August**, much of the early summer promise ebbed away as a westerly regime started to dominate leading to it being quite cool although the last week was warmer. Rainfall was rather variable.

September also started cool although it became warmer with southerly winds later on. Not a great month though as rainfall was up and it was on the dull side.

October started with westerly winds but for much of the month a more south-westerly, warmer set up prevailed. Despite some colder weather with frost at the tail end, it was a warm month with temperatures nearly 2°C above normal. It was also quite dry for what is often a wet month.

November was an unsettled westerly type of month but southern areas were fairly dry as most low pressure areas stayed well to the north-west. It was quite sunny but occasional northerly outbreaks meant that temperatures were close to average.

The year closed with an average month. **December** did provide a real mix of weather though and the week up to mid-month was cold with some snow as far south as our area. Milder and rather stormy conditions returned in the week up to Christmas and the year closed with more unsettled weather.

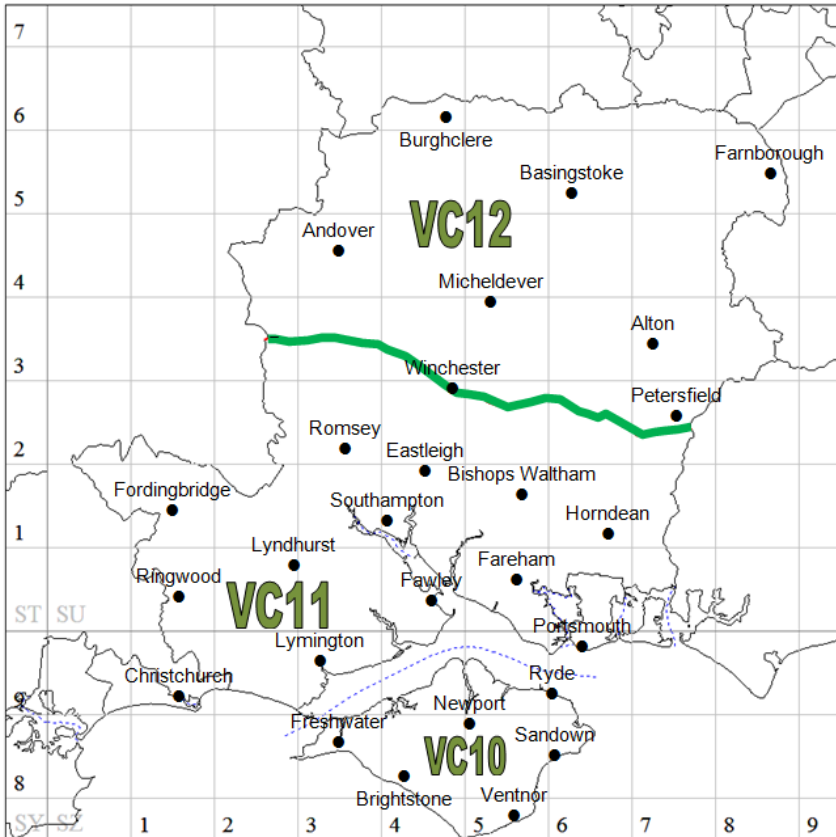
Butterflies had a good start as a result of the settled weather in April coupled with the high June / early July temperatures that eventually led to an early emergence of most summer species.

Although temperatures were above average, the wet summer, the eleventh wettest on record, spelled poor conditions for butterflies later in the season.

The rains came and sightings of butterflies suffered significantly and continued into early August before recorders were once more rewarded with the higher counts usually associated with this time of year.

This unfortunately coincided with the Big Butterfly Count and although the Hampshire return was over 20% higher than in 2016, this was probably the result of record numbers of participants rather than an increased number of butterflies.

Location Map



The above map shows strategically placed Hampshire and Isle of Wight towns/villages to help in locating sites identified on the Species Maps.

It also serves to indicate the primary Vice Counties within Hampshire and the Isle of Wight, VC10, VC11 & VC12.

Vice Counties are a system devised in 1852 by the botanist H.C. Watson (1804-81) of dividing the British Isles into approximately equal areas. The boundaries that Watson selected were principally county boundaries as defined in an atlas published by the Society for the Diffusion of Useful Knowledge in 1844. These reflected the political boundaries as they existed then. Watson tried to define areas of approximately equal size and so some of the larger counties (including Hampshire) were divided into "vice counties". The system was later extended to cover Irish vice-counties. These boundaries are fixed and do not change as do administrative county boundaries.

Vice County 10 is the Isle of Wight. Vice County 11 covers the entire present Hampshire administrative boundary roughly south of a line between Stockbridge, Winchester and Petersfield but also includes parts of present day Dorset westwards to Bournemouth. Vice County 12 covers the northern half of Hampshire together with a part of present day Wiltshire around Tidworth and a very small part of Berkshire in the extreme north-west of the county.

BUTTERFLY REPORT 2017

Butterfly Conservation/Natural England funded interpretation project on the Isle of Wight



The Wider Countryside Butterfly Survey is designed to monitor the population status of butterflies across the UK. By randomly selecting kilometre squares, it covers urban and agricultural areas as well as natural habitats and thanks go to all who walk these squares. It takes a 'light touch' approach with a minimum requirement for butterflies to be monitored once in July and once in August.

The table below shows the seven butterflies in Hampshire and the Isle of Wight that were recorded in more than 70% of the 36 squares surveyed in July and August 2017. Comparative figures are given for previous years that this survey has run, from which it will be seen that both **Red Admiral** and **Comma** were seen more widely than in any previous year.

	2009	2010	2011	2012	2013	2014	2015	2016	2017
Meadow Brown	97	89	100	97	88	95	94	97	92
Red Admiral	51	63	71	69	62	72	50	76	92
Large White	95	96	82	72	100	90	83	94	86
Gatekeeper	95	93	100	79	88	95	97	76	86
Speckled Wood	86	85	94	59	74	77	69	62	86
Small White	97	89	82	69	94	87	81	94	83
Comma	70	52	41	34	50	38	50	44	78

Looking at the average number of Meadow Brown, Red Admiral and Large White seen in each walk in which they were recorded reflects the different natures of the butterflies and suggests that Meadow Brown numbers rose between 2016 and 2017, whereas Red Admiral were more widespread and Large White were seen in lower numbers and in slightly fewer places.

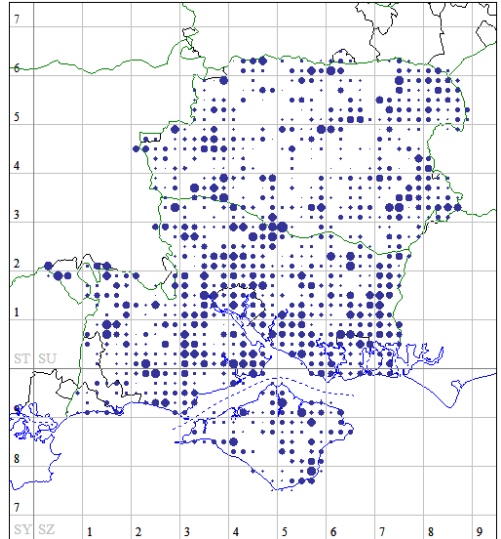
	2009	2010	2011	2012	2013	2014	2015	2016	2017
Meadow Brown	18	18	12	12	21	22	33	19	28
Red Admiral	22	1	3	2	2	4	2	5	3
Large White	17	6	10	3	15	6	9	9	6

This survey is designed to give a snapshot at national level, so care must be taken not to read too much into results for the relatively small number of squares that fall within Hampshire and the Isle of Wight.

Butterfly Record Coverage 2017

Recorded tetrads in 2017 – the bigger the circle, the greater the recording effort.
This methodology better illustrates the 'cold spots' that require more targeted effort in coming field seasons.

No of 2017 records: 90,938
No of tetrads in 2017: 913

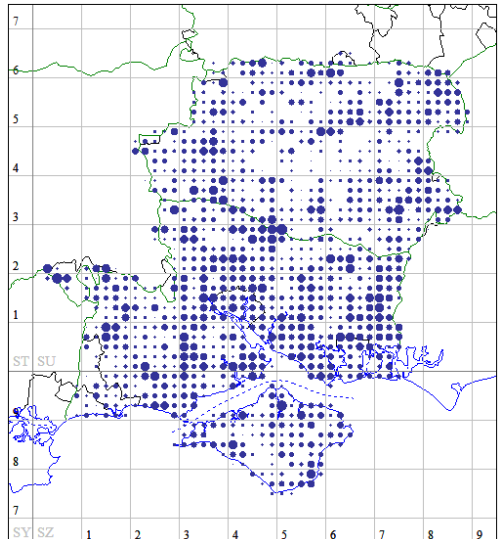
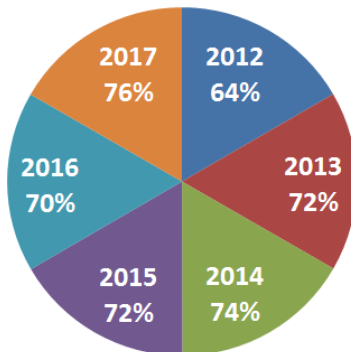


Butterfly Record Coverage 2015 - 2017 (Millennium Atlas +15)

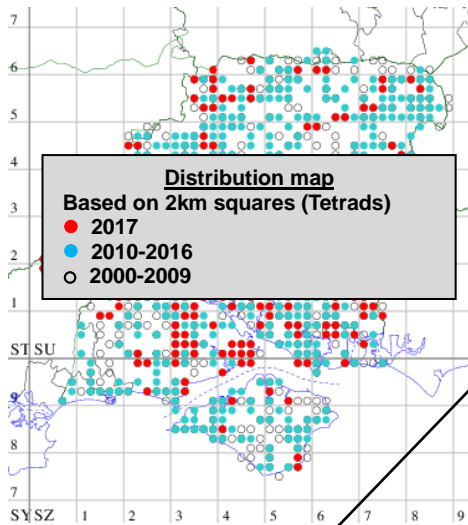
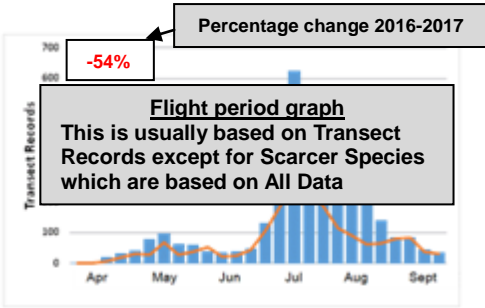
Recorded tetrads in the three years 2015 to 2017 – as per the preceding map, the bigger the circle, the greater the recording effort.

No of records: 233,585
No of tetrads: 1,072

Tetrad Coverage 2012 - 2017



Species Number (Agassiz et al, 2013) – Vernacular - Taxon - Author



BC Priority status **Medium**

No of 2017 records

No of 2017 individuals

No of 2017 tetrads

No of post 2005 tetrads

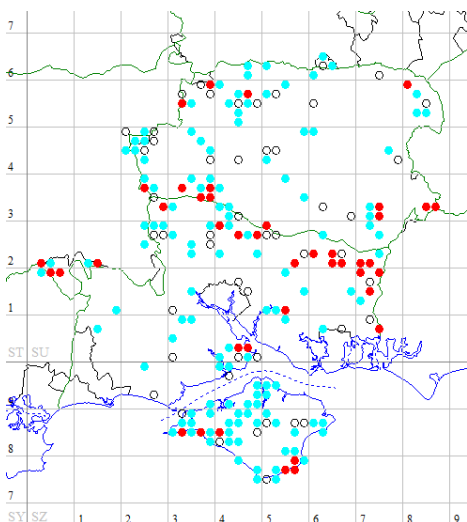
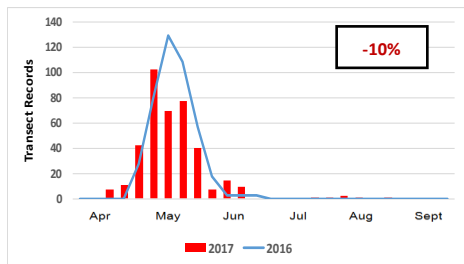
Occupied tetrads

Earliest on Database			
Earliest 2017	Summary Tables also provided towards end of this document		
Latest 2017			
Latest on Database			
Transect Site Trends	Down >20%	Within ± 20%	Up >20%

BC Priority Status
Determined in accordance with Section 1.4 of the Regional Action Plan for SE England 2016-2025. See Glossary, page 4.

Based on 126 transects, comparing 2017 records with 2016 indicating the number of transects in each category

AUTHOR'S NARRATIVE
Generally prepared using information & data available on 30 November 2017



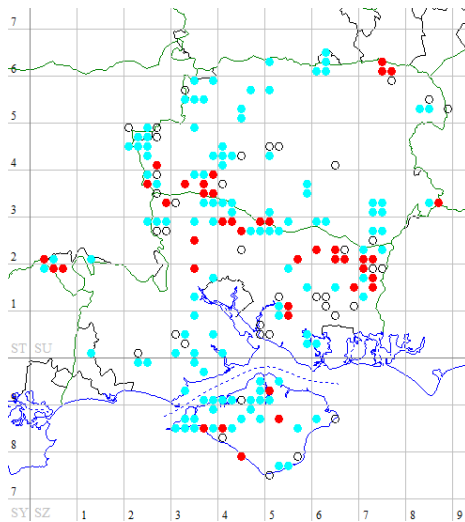
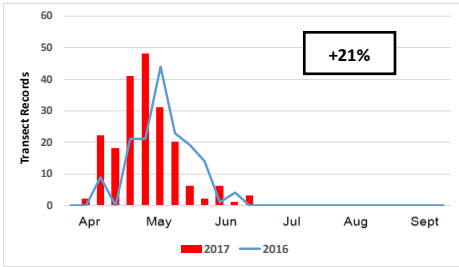
BC Priority status	High
No of 2017 records	285
No of 2017 individuals	903
No of 2017 tetrads	42
No of post 2005 tetrads	194

Earliest on Database: 12 Apr 2011			
Earliest 2017	18 Apr Butser Hill Alan Thornbury		
Latest 2017	28 Aug Mottistone Down Robin Lang		
Latest on Database: 03 Sep 1993			
Transect Site Trends	Down >20%	Within ± 20%	Up >20%
	11	2	10

It was not a very good year for Dingy Skipper but the season began with several sightings on 18 April, six on Butser Hill (Alan Thornbury), six on Mottistone Down (Robin Lang) and just a single on Noar Hill (A. Berryman). On 02 May Ashley Whitlock reported 15 on Oxenbourne Down, Mervyn Grist 12 on Pilot Hill, Chris Hill three on Martin Down and Clive Wood ten on Yew Hill.

On 10 May Mike Fussell saw 24 on Martin Down, Mervyn Grist 21 on Pilot Hill, Catherine Hadler nine on Stockbridge Down and Tony James 11 on Noar Hill. On 13 May Andy and Linda Barker reported 36 on Martin Down and on 14 May Bryn Jones saw seven on Tree and Shrub East (Magdalen Hill). Later in May Ashley Whitlock saw 17 on Old Winchester Hill on 18 May, Mervyn Grist 19 at Old Burghclere Quarry on 24 May, Arthur Greenwood six at Bramshott on 26 May and Jean Annell three at Ashlett Creek on 31 May.

There were a small number of second brood Dingy Skippers seen, notably one on Stockbridge Down on 27 July (C. Hadler), two on Martin Down 10 August (Mike Fussell) and finally a single on Mottistone Down loW on 28 August by Robin Lang.

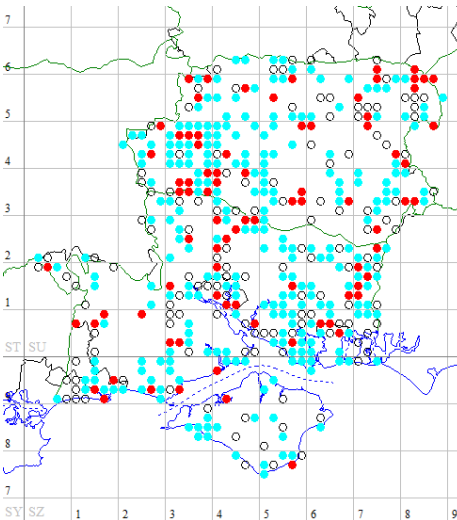
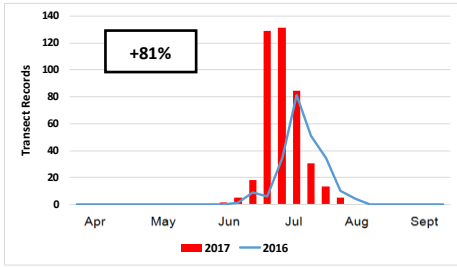


BC Priority status	High
No of 2017 records	205
No of 2017 individuals	537
No of 2017 tetrads	40
No of post 2005 tetrads	176

Earliest on Database: 02 Apr 2009			
Earliest 2017	05 Apr Butser Hill Mark Tutton		
Latest 2017	26 Jun Martin Down Chris Hill		
Latest on Database: 07 Sep 2004			
Transect Site Trends	Down >20%	Within ± 20%	Up >20%
	9	7	6

Once again Mark Tutton, on Butser Hill, reported the first two Grizzled Skippers. This was on 5 April, 12 days earlier than in 2016. This was followed by singles on Magdalen Hill on 8 April by David Stewart and 09 April by Dave Evans. It was an excellent year for this butterfly, particularly on Magdalen Hill, where the Original Transect took top spot in Hampshire and IoW with an annual index of 69. Jayne Chapman counted 16 here on 18 April and Colin Beyer nine on 14 May.

Elsewhere there were sightings on Mottistone Down (IoW) - the first four on 18 April by Robin Lang and the latest on 14 May. In Botley Wood Richard Levett recorded a single on 22 April and four on 22 May. On Chalton Down Roy Symmonds saw two on 22 April and Richard Symmonds five on 12 May. On Butser Mark Tutton saw 17 on 17 April and Alan Thornbury 14 on 18 April. On Martin Down James Plunkett and Linda Smith had a total of 11 on 18 May and it was there that the final sighting of the year was recorded, a single on 26 June by Chris Hill.



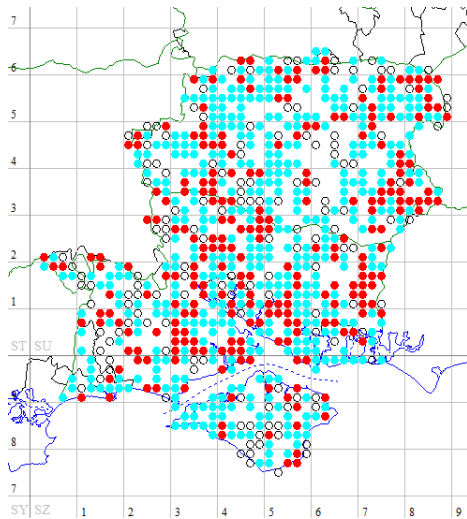
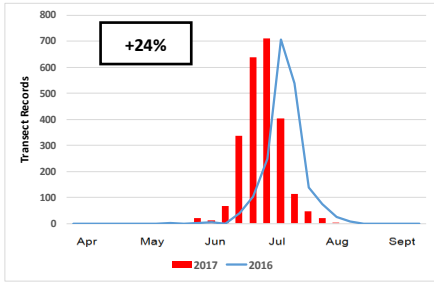
BC Priority status	Low
No of 2017 records	239
No of 2017 individuals	1,645
No of 2017 tetrads	85
No of post 2005 tetrads	397

Earliest on Database: 26 May 2007			
Earliest 2017	13 Jun Conford Moor Simon Avarne		
Latest 2017	10 Aug Hazelton Common Jordan Walker		
Latest on Database: 21 Sep 1996			
Transect Site Trends	Down >20%	Within ± 20%	Up >20%
	Not Measured		

Despite the effect of the preceding drought on grass swards the total number of individuals on transect was well up on last year. Perhaps an ID training session at Linkenholt helped? This certainly showed that dull damp conditions are ideal for distinguishing perched Essex from Small Skippers. The total of individuals is slightly higher than the 1,554 recorded in 2015.

The first record exceeding unity was four on 26 June on the Pilot Hill transect and the final record of four is shown above - a shorter flight season than usual. Just one record, by Ian Ridett, at the traditional site near Ventnor on 17 July, came from the Isle of Wight.

The top site with 198 individual sightings was the Alresford Farm transect walked by Jess Pain. Next came Hawley Meadows in north-east Hants with 70 reported on visits by Keith Wills. Overall nine widespread sites had total counts with 20 or more individuals. One farm site had Essex but no Small Skippers – a reminder that the larval food plant ranges are different with Essex preferring Cocksfoot grass, a species often sown!



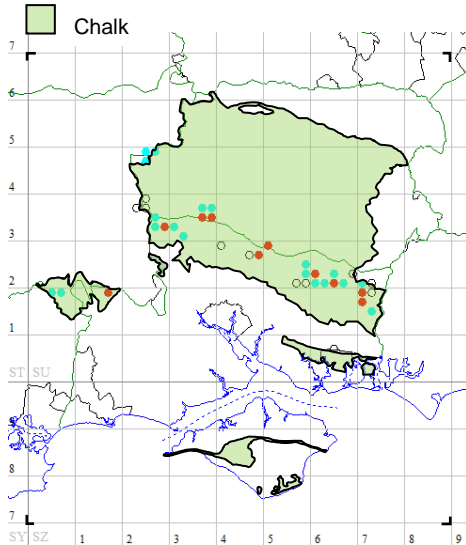
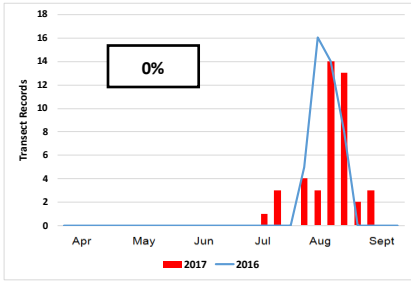
BC Priority status	Low
No of 2017 records	2,135
No of 2017 individuals	8,680
No of 2017 tetrads	247
No of post 2005 tetrads	767

Earliest on Database: 16 May 2011			
Earliest 2017	01 Jun Ampfield Wood Keith Brook		
Latest 2017	02 Sep Old Winchester Hill, Ashley Whitlock		
Latest on Database: 19 Sep 1991			
Transect Site Trends	Down >20%	Within ± 20%	Up >20%
	Not Measured		

The number of individuals has declined from a peak of nearly sixteen thousand in 2014 to near that of wet season 2012, although there was a 24% rise from last year's transect total. The stress in 2012 was the in-season weather but this time probably the preceding drought which, in spring, produced stunted food plants plus heavy pressure from grazing animals. Yorkshire Fog grass is the principal larval food plant and maybe particularly affected by the drought.

The transect sightings chart shows a generally earlier emergence of adults than in 2016 due to the warmer June. The first record exceeding unity was along Foxbury (New Forest) transect by Jaqueline Mahon on 09 June and the last from the Whippingham Fields (Isle of Wight) transect on 5 August by John Rowell.

Twenty nine sites spanning both counties and a variety of soil types had total counts of individuals that exceeded 30. Six of these sites exceeded 100 with Whippingham Fields transect yielding 417. Next was the Martin Down reserve where Keith Wills counted 200 closely followed by Jill Lincoln on the Old Down, Basingstoke transect with 196. BC's central Hants reserves with their thin soils managed middle ranking.



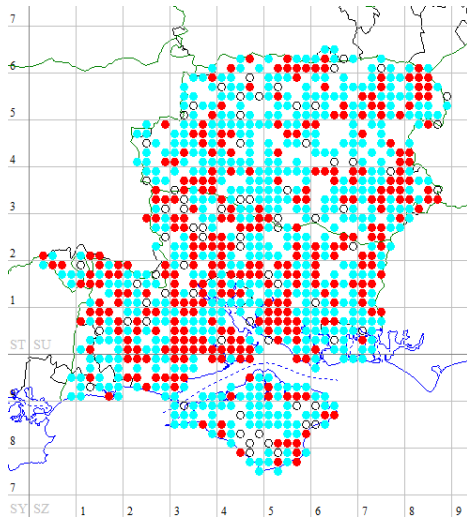
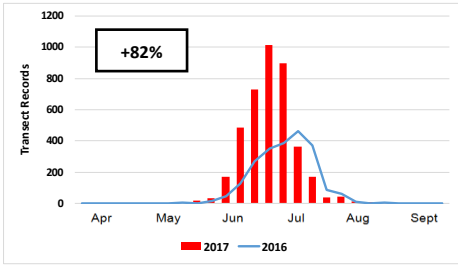
BC Priority status	High
No of 2017 records	68
No of 2017 individuals	337
No of 2017 tetrads	10
No of post 2005 tetrads	36

Earliest on Database: 13 Jul 1997							
Earliest 2017	17 Jul Broughton Down Glynne Evans						
Latest 2017	12 Sep Old Winchester Hill Barry Proctor						
Latest on Database: 11 Oct 1986							
Transect Site Trends	<table border="1"> <thead> <tr> <th>Down >20%</th> <th>Within ± 20%</th> <th>Up >20%</th> </tr> </thead> <tbody> <tr> <td>2</td> <td>-</td> <td>5</td> </tr> </tbody> </table>	Down >20%	Within ± 20%	Up >20%	2	-	5
Down >20%	Within ± 20%	Up >20%					
2	-	5					

Yet another poor year for this species, with only eight sites producing records, and of these, only Old Winchester Hill, Broughton Down & Oxenbourne Down produced double figure counts. A majority of transects showed increases, but the combined total of all records sent in was a meagre 173, from just 13 recorders.

The season began 11 days earlier than 2016, but peak season varied greatly from site to site, with west Hampshire sites peaking around 15 August, but in the east, Old Winchester Hill had its highest count of 25 on 29 August (Ashley Whitlock). The highest counts at other sites were 15+ at Broughton Down on 14 August (Mike Baker), 12 at Oxenbourne Down on 1 August (Ashley Whitlock), and five at St.Catherine’s Hill on 15 August (Andy & Linda Barker). The season was largely over by the end of the first week of September.

On a more positive note, two new sites produced records, with one on transect at Shipton Belling on 10 August (Clive Wood), and likewise at Magdalen Hill Down on 27 August (Tim Bernhard). After drawing a blank in 2016, a few were recorded at Beacon Hill NNR in 2017, so hopefully this marks an upturn in fortunes.



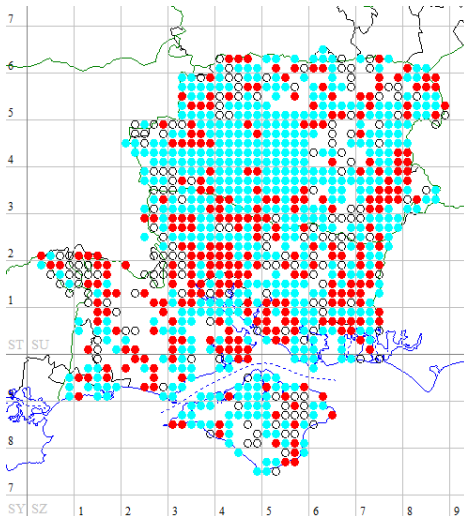
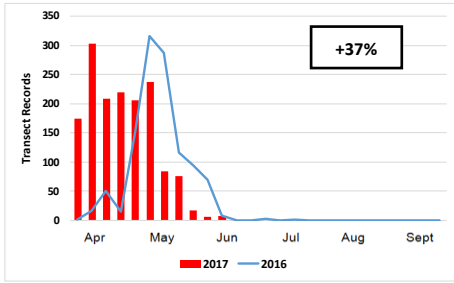
BC Priority status	Low
No of 2017 records	1,754
No of 2017 individuals	6,932
No of 2017 tetrads	322
No of post 2005 tetrads	898

Earliest on Database: 28 Apr 2007			
Earliest 2017	22 May Botley Wood Richard Levett		
Latest 2017	01 Sep Magdalen Hill Down, Helen Firth		
Latest on Database: 22 Sep 2013			
Transect Site Trends	Down >20%	Within ± 20%	Up >20%
	32	21	55

Last year's report for this species concluded with a hope for better things in 2017 after an indifferent 2016. By and large this is what we got, with significant increases in numbers of sightings, individuals, peak counts and transect records.

As in 2016, highest counts came from Furzey Lawn with a peak of 232 on 01 July (John Ruppensberg) and a number of other areas in the New Forest produced peak counts of 30 or more. The Large Skipper is found in both grassland and woodland habitats and, as normal, reports were widespread throughout the two counties.

Emergence started a couple of weeks later than 2016 and numbers remained modest until the third week of June when the first double figure counts were recorded with 11 at Whiteley on 13 June (Andy Coates) and ten at Whippingham Fields on 17 June (John Rowell), the latter being one of only a few double figure records from the Isle of Wight. Peak numbers were achieved from late June until mid-July. Thereafter numbers tailed off, with only 60 records in August and a single September sighting.



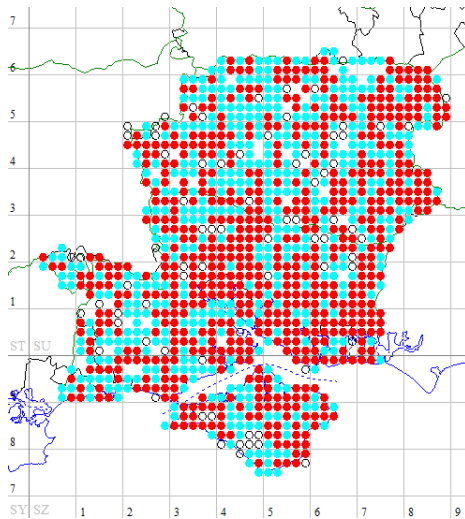
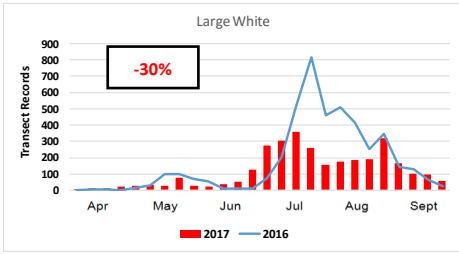
BC Priority status	Low
No of 2017 records	1,651
No of 2017 individuals	2,847
No of 2017 tetrads	287
No of post 2005 tetrads	924

Earliest on Database: 10 Mar 1990			
Earliest 2017	27 Mar Crabtree Plantation Nicola Williams		
Latest 2017	25 Jun Exbury Juliet Bloss		
Latest on Database: 22 Sep 2011			
Transect Site Trends	Down >20%	Within ± 20%	Up >20%
	18	31	49

Orange-tip were mainly recorded in April and May with just four sightings in June.

Overall there were 1,651 records of which 963 were on transect. Where the gender was determined in the off-transect records there were 25 females and 81 males. 890 of the total observations were singletons. The most individuals seen at any one time was 25 on 16 April at the Itchen Valley Country Park (Christine Whiffen); the most seen on transect was 17 at Testwood Lakes – Lakeside on 08 April (Dave & Julie Thomas) and the same number at Alresford Farm on 16 April (Jess Pain).

Total numbers counted on transect (1,546) were 37% up relative to 2016. In 2017 the counts on transect peaked in mid April and early May, the latter being similar to 2016. Numbers on 18 transects were down by more than 20%, relative to 2016, but unchanged at 31 transects and increased by over 20% at 49 transects. Three transects didn't record Orange-tip in 2017, but did in 2016, with the reverse situation occurring at 11 transects. 2017 was a better year than 2016 for Orange-tip with a more extended season and an increase in numbers counted on transect.

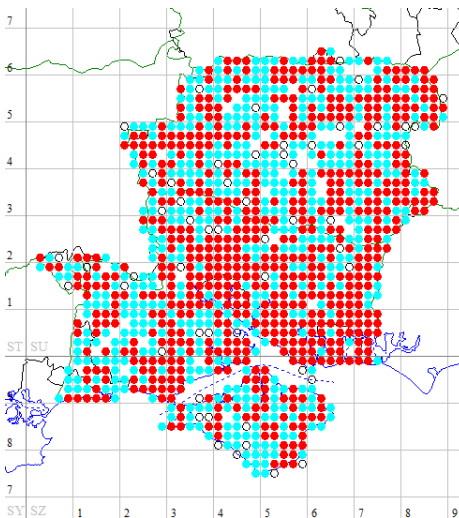
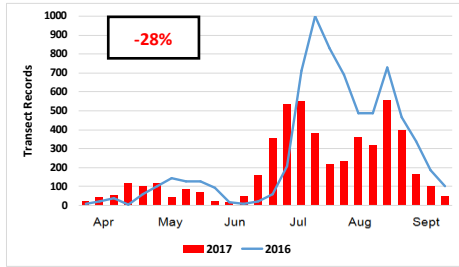


BC Priority status	Low
No of 2017 records	4,525
No of 2017 individuals	8,034
No of 2017 tetrads	621
No of post 2005 tetrads	1,111

Earliest on Database: 02 Feb 2007			
Earliest 2017	19 Mar Brockenhurst Paul Brock		
Latest 2017	08 Nov Bonchurch Andy Butler		
Latest on Database: 07 Dec 2012			
Transect Site Trends	Down >20%	Within ± 20%	Up >20%
	66	20	15

This species did not have a particularly good year, with comparable transects showing a 30% decline in numbers.

Very low numbers, mostly ones and twos, were observed in Hampshire and the Isle of Wight throughout most of the year. This is a worrying trend for what is usually a common and widespread species. The first count of any significance was 20, which Phil Budd recorded from Highfield, Southampton on 10 June. There were other reasonable counts of 14 near Ashurst on 30 June (John Ruppertsbery), ten at Martin Down on 02 July (Keith Wills) and 12 near Bramdean on the same day (Mazey Rovers), with similar counts throughout July from a wide range of sites. This butterfly's fortunes recovered a little in August with double figures seen, particularly in the south of our counties, towards the end of the month. Jim Baldwin recorded 28 from Rookley Green on 29 August, but the highest count of the year came from Bonchurch on the Isle of Wight, where Andy Butler noted 63 on 06 September.



BC Priority status	Low
No of 2017 records	5,723
No of 2017 individuals	12,538
No of 2017 tetrads	620
No of post 2005 tetrads	1,117

Earliest on Database: 09 Jan 1991	
Earliest 2017	05 Feb East Cowes Vidya Wolton
Latest 2017	28 Oct East Cowes Vidya Wolton
Latest on Database: 08 Dec 2007	
Transect Site	Down >20% Within ± 20% Up >20%
Trends	71 16 15

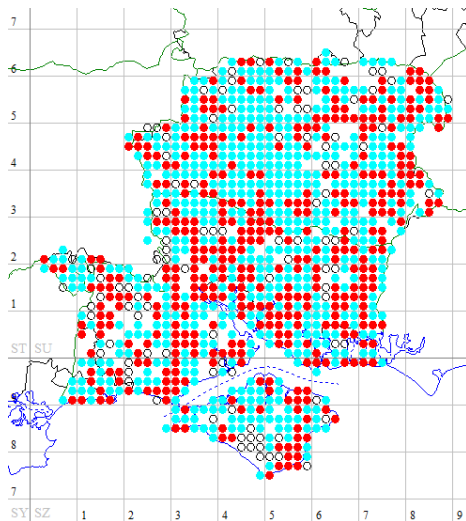
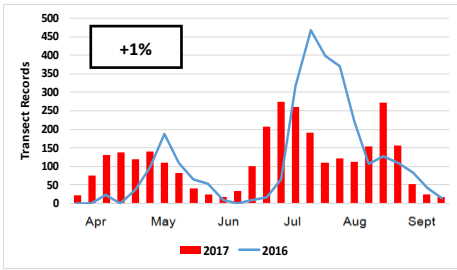
This common and widespread species suffered a poor year.

The year started off very slowly and the first count in double figures was made by Ashley Whitlock, who recorded 15 on 10 April at Milton Lock, near Portsmouth.

Throughout most of April mainly singletons were seen, and this trend continued during May and June. It was not until the end of June that higher numbers were observed. Mike Drummond counted 12 at Breamore on 26 June and 17 were also seen that day at West Wood by Gordon and June Coster, who went on to record 21 on 30 June. July improved slightly with good numbers seen at several localities such as the allotments at Cosham, Stockbridge Down and Breamore, with an impressive 61 recorded from Andover Down on 16 July (David Beeson).

A high score of 46 was recorded by Gordon & June Coster at Magdalen Hill Down on 11 August and another high count of 61 from Bramley on 13 August (Ann Baird) which was the joint highest of the year.

Larger numbers were seen along the coast towards the end of September and early October suggesting a possible migration south.



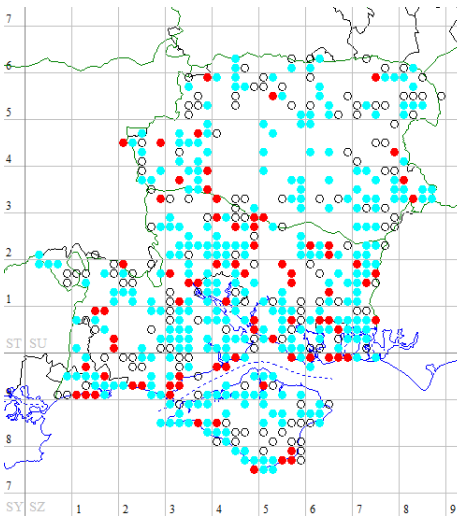
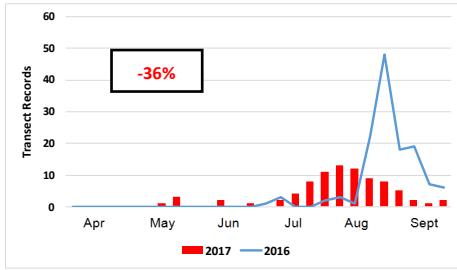
BC Priority status	Low
No of 2017 records	2,606
No of 2017 individuals	5,087
No of 2017 tetrads	411
No of post 2005 tetrads	1,024

Earliest on Database: 03 Mar 1989			
Earliest 2017	15 Mar Alresford Kate Barrett		
Latest 2017	30 Sep Whippingham Fields, John Rowell		
Latest on Database: 28 Oct 1999			
Transect Site Trends	Down >20%	Within ±20%	Up >20%
	37	28	33

While Green-veined White were seen in similar numbers on transects in 2016 and 2017, their flight pattern varied considerably between the two years.

In 2017, Green-veined White started to emerge from their overwintering pupae in early April, with numbers peaking from mid April, some four weeks earlier than in 2016. The second brood started to emerge in late June, peaking in mid July again two to three weeks earlier than in 2016, although peak numbers were considerably lower than any of the previous three years. There is clear evidence of a third brood, peaking in late August, which is supported by observations from Stephen Miles of females ovipositing on Hedge Mustard leaves on 13 July in the Bordon area.

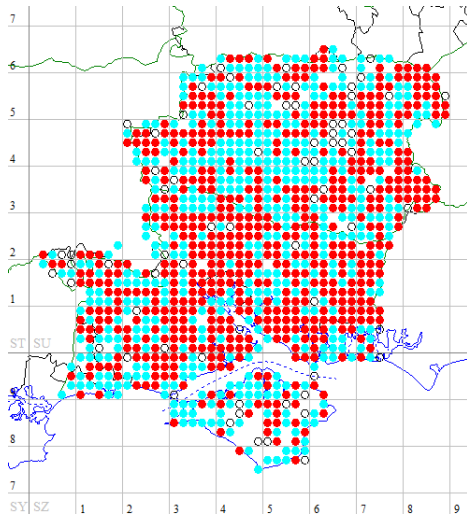
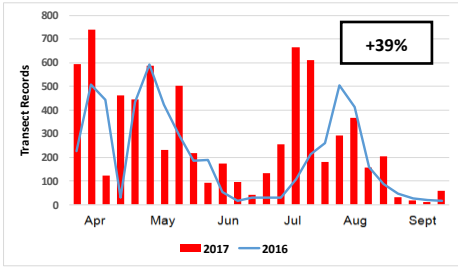
This species remains widespread, being recorded on 127 different transect routes, and in over 250 Big Butterfly Counts, although numbers seen are generally low. Over half the transect routes had an Annual Index of less than ten, with only two routes on the Isle of Wight making double figures. Winnall Moors near Winchester, with an Annual Index of 483, remains the best transect for this species.



BC Priority status	Low
No of 2017 records	186
No of 2017 individuals	331
No of 2017 tetrads	78
No of post 2005 tetrads	438

Earliest on Database: 08 Feb 2005			
Earliest 2017	06 Apr Bonchurch Andy Butler		
Latest 2017	06 Nov Bonchurch Andy Butler		
Latest on Database: 30 Dec 2007			
Transect Site Trends	Down >20%	Within ± 20%	Up >20%
	27	4	19

The Clouded Yellow did not have the best of years in 2017 as is borne out by the transect data. The combined transect trend was down by a notable 36%. Numbers were not on a par with 2016 but as is usual with this species numbers built over late summer into the autumn. There were sightings submitted to the Hampshire Branch for every month from April to November continuously, mainly of ones and twos as would be expected, spreading throughout the county. Just over the border into Dorset, but within Vice County 11, small groups of up to six were seen at Manor Road, Boscombe on 18 & 24 April (Paul Godier). These early sightings were very likely to be from those emerging from local overwintering at nearby Southbourne Undercliff. Later sightings into May, especially inland, are probably arrivals from the continent bypassing the 'locals' who themselves eventually move on. The last inland record came from Southsea on 30 October (Peter Hogan). On the Isle of Wight the first was recorded on 06 April at revetment near Bonchurch (Andy Butler) nicely coinciding with the first mainland sighting at Southbourne Undercliff on 05 April (Andy Martin). Otherwise there were a maximum of four, again at Bonchurch, on 27 August with the last record there on 06 November (Andy Butler). A maximum of 15 were seen at Southbourne Undercliff on 28 October including two mating pairs (Mike Gibbons).



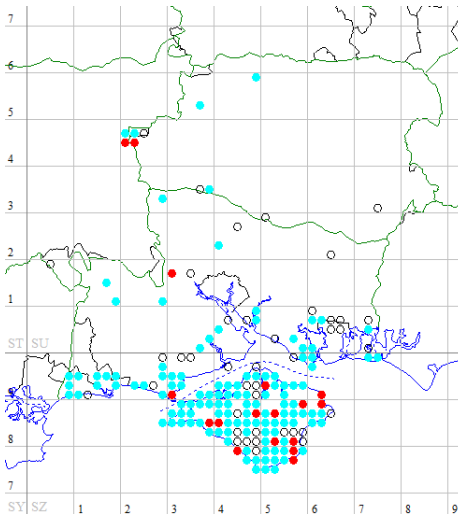
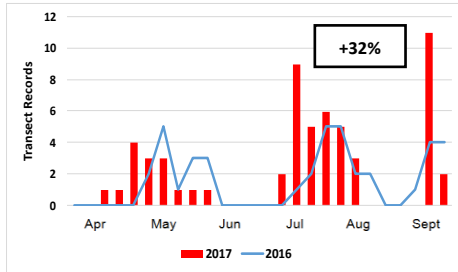
BC Priority status	Low
No of 2017 records	6,321
No of 2017 individuals	13,374
No of 2017 tetrads	575
No of post 2005 tetrads	1,018

Earliest on Database: 01 Jan 2001			
Earliest 2017	17 Feb Badger Farm Rupert Broadway		
Latest 2017	04 Dec Magdalen Hill Dn Nick Kennedy		
Latest on Database: 29 Dec 1999			
Transect Site Trends	Down >20%	Within ± 20%	Up >20%
	20	38	38

Late February 2017 saw the first flurry of Brimstone records as the distinctive yellow males appeared from their overwintering state, on the look out for the paler females. These were positively identified from mid March, with good numbers of Brimstone seen before transects commenced in April.

Tony Filbee observed eggs being laid in the Newton Common area in early May, with growing larvae seen on Purging Buckthorn in the Chandlers Ford area in mid and late May and on Alder Buckthorn on the outskirts of the New Forest in mid-June. The main increase in numbers, as the annual brood emerged, occurred in July, with peak summer transect observations later that month. This was a good three weeks earlier than in 2016.

Overall numbers seen on transect were 39% greater than in 2016, although this could be an underestimate due to the earlier spring flight pattern. This species is seen widely throughout Hampshire, with the greatest transect Annual Indices at Breamore (456) and Pamber Forest (368). It is less common on the Isle of Wight as the larval food plant does not flourish on parts of the island.



BC Priority status	High
No of 2017 records	66
No of 2017 individuals	111
No of 2017 tetrads	17
No of post 2005 tetrads	166

Earliest on Database: 05 Apr 2000	
Earliest 2017	17 Apr Whippingham John Rowell
Latest 2017	03 Oct Shepherd's Chine Andy Butler
Latest on Database: 06 Nov 2003	
Transect Site	Down >20% Within ± 20% Up >20%
Trends	3 2 3

Sadly 2017 produced only a marginal improvement in the fortunes of the Wall in Hampshire and the Isle of Wight.

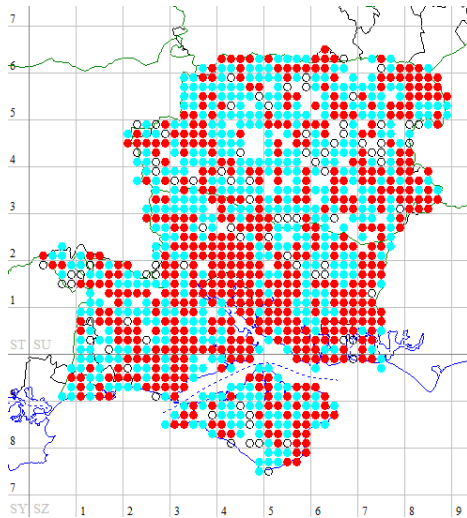
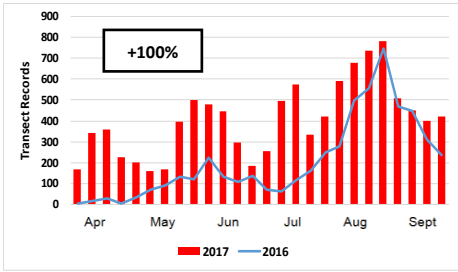
First recorded on transect at Whippingham Fields on the fairly typical date of 17 April the last individual was observed at Shepherd's Chine on 03 October.

On the mainland the species previous stronghold around Lymington-Keyhaven produced just two sightings all year, both in May with the earliest at Keyhaven on 14 May (Richard Coomber). Away from the coast there was an intriguing record of a single individual at Foxbury in the New Forest on 17 July (Jacqueline Mahon) while the area around Shipton Bellinger continued its run of records with three individuals, the first of which was on the transect on 10 August (Clive Wood).

Numbers remained low at most locations with ten at Mottistone Down on 19 September (Robin Lang) the only double-figure count.

Overall there was a 32% increase in the number of Wall recorded on the transects compared with the previous year. Three generations were again observed.

While the species appears to be going extinct on the Hampshire coast the continuing small population in the north-west of the county and the healthy numbers for the third generation on the island hold out some hope for its survival.



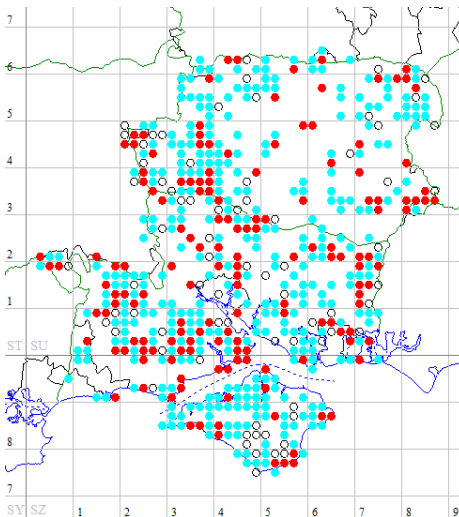
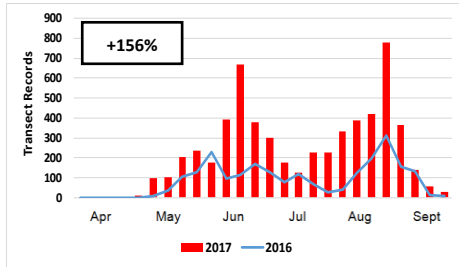
BC Priority status	Low
No of 2017 records	7,466
No of 2017 individuals	16,483
No of 2017 tetrads	536
No of post 2005 tetrads	1,069

Earliest on Database: 11 Jan 2013			
Earliest 2017	25 Mar Barton Common Trevor Bumfrey		
Latest 2017	25 Nov Fields Heath Allan Orme		
Latest on Database: 15 Dec 2011			
Transect Site Trends	Down >20%	Within ± 20%	Up >20%
	5	14	78

A much better year for this multi-brooded species with the records stretching from late March until late November. As usual the Hampshire coastal microclimate kept the species thriving until late in the season, however on the Isle of Wight the season was shorter from 07 April at Walters Copse (Keith Marston) to 20 October at East Cowes (Vidya Wolton).

Overall the Speckled Wood had a good year, with the majority of transects (78) showing an increase and only five transects showing losses compared with 2016. On transects, the highest count was 60 at Mockbeggar on 16 September (John Levell) and good numbers were also recorded on the Ampfield Wood transect by Sue & Tim Graham, especially during August (33 on 10 Aug, 42 on 14 Aug and 49 on 29 Aug).

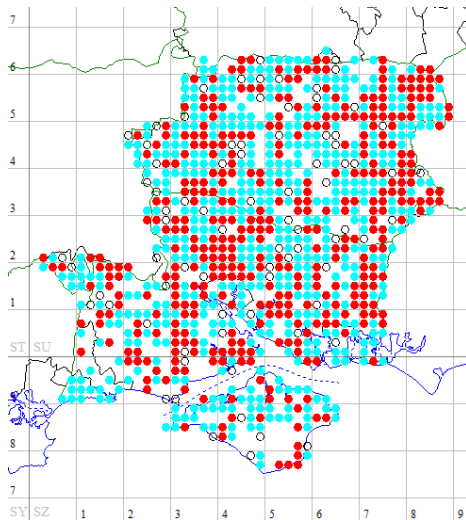
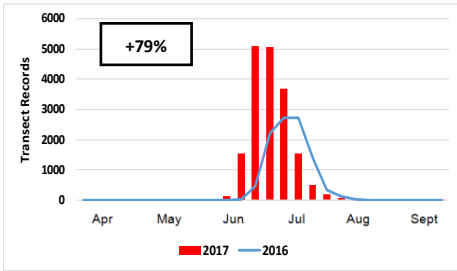
On the wing throughout the summer, there is usually a tendency for the late summer broods to be the largest. However unlike 2016 (where all the records of 20+ individuals were in August/ September), this year 20+ individuals were recorded in every month from April to October. A favoured location was Fleming Park where Gordon & June Coster had counts of 30-40 individuals on 16 & 18 April, 14 July and 03 October. However the year's record count of 100 was by Andrew McKellar at Northney on 27 July.



BC Priority status	High
No of 2017 records	2,121
No of 2017 individuals	8,012
No of 2017 tetrads	155
No of post 2005 tetrads	539

Earliest on Database: 08 Apr 1997							
Earliest 2017	19 Apr Beacon Hill Alan McVitie						
Latest 2017	29 Sep Mottistone Down Robin Lang						
Latest on Database: 29 Oct 2011							
Transect Site Trends	<table border="1"> <thead> <tr> <th>Down >20%</th> <th>Within ± 20%</th> <th>Up >20%</th> </tr> </thead> <tbody> <tr> <td>13</td> <td>7</td> <td>43</td> </tr> </tbody> </table>	Down >20%	Within ± 20%	Up >20%	13	7	43
Down >20%	Within ± 20%	Up >20%					
13	7	43					

Overall, compared with 2016, the year was much better for the Small Heath. Transect numbers were up by a huge 156% and 43 transects showed more than a 20% increase in numbers; seven remained the same and only 13 showed a decrease. The first sighting, which was at Beacon Hill on 19 April (Alan McVittie), began a bumper first brood that built slowly during May but suddenly boomed during June. This peaked at just under 700 in the second half of the month, way in excess of the previous years first brood peak of 200. Transect data averaged around 300 records during the flight periods and there were steady sightings throughout the summer months but it was during the second brood that numbers built to around 800 during the last week of August, nearly trebling last year's second brood peak. The highest daily count of 106 was on 26 August at Whippingham Fields loW (John Rowell). Despite the bumper year, only two other records of more than 50 were received, at West Butser on 01 June (Ashley Whitlock) and Sandy Down on 18 June (Margaret Boswell). Low numbers continued during September with the latest being 29 September at Mottistone Down (Robin Lang).



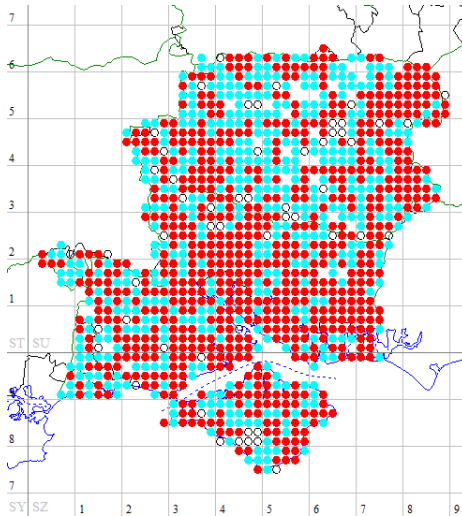
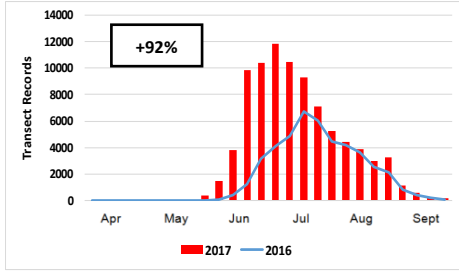
BC Priority status	Low
No of 2017 records	3,611
No of 2017 individuals	28,283
No of 2017 tetrads	385
No of post 2005 tetrads	913

Earliest on Database: 24 May 2016			
Earliest 2017	07 Jun Boarhunt Stacey Melia		
Latest 2017	23 Sep Swanmore Gill Sawyer		
Latest on Database: 11 Oct 2011			
Transect Site Trends	Down >20%	Within ± 20%	Up >20%
	18	20	68

The Ringlet made a welcome recovery in 2017 and the population remains at a generally high level. Indeed, the Botley Wood transect index was the best since recording began in 1995. The first sightings, both in Hampshire, were not until 07 June (near Boarhunt, Stacey Melia) and 09 June (on Foxbury transect, Jax Mahon) and yet during the third week of the month the butterfly was reported from 100 sites.

The peak flight period occurred at the end of June and beginning of July, a week or so earlier than in 2016. This is illustrated by the fact that 11 counts over 250 were made at seven sites between 26 June and 08 July. The largest of these were 366 at Frohawk (Leisa Chapple), 352 at Breamore (Mike Drummond), 306 Furzey Lawn (John Ruppertsbery) and 302 Botley Wood (Richard Levett & Tracey Viney). On the Isle of Wight, the highest number was 54 at Kempfill Moor Copse on 01 July (Kay Shaw).

Numbers fell quickly from late July. The last sighting on the island was on 20 August and finally there were three Hampshire records in September.



BC Priority status	Low
No of 2017 records	12,054
No of 2017 individuals	117,945
No of 2017 tetrads	666
No of post 2005 tetrads	1,115

Earliest on Database: 30 Apr 2011			
Earliest 2017	21 May Whippingham Fields, John Rowell		
Latest 2017	07 Oct East Cowes Vidya Wolton		
Latest on Database: 07 Nov 2010			
Transect Site Trends	Down >20%	Within ± 20%	Up >20%
	3	16	95

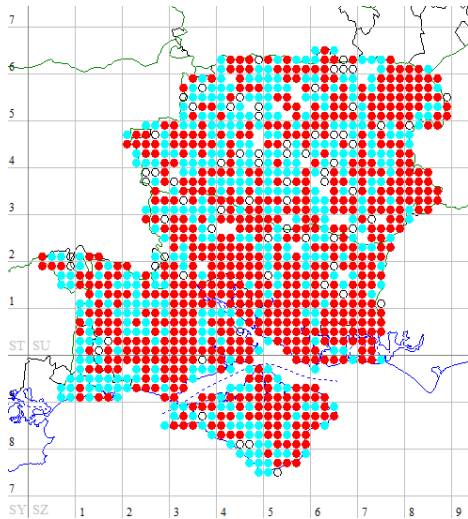
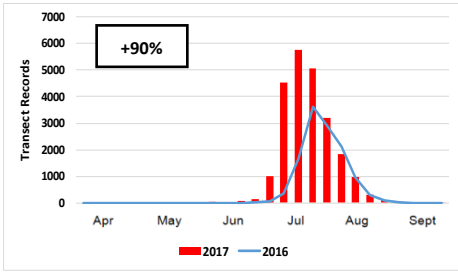
After a slight decrease in population during 2016, Meadow Brown numbers seemed to recover in 2017.

This year the timing of the flight period showed no unusual activity.

Numbers started to build up around the third week of May, with transect records showing a flight period peak in the first week of July. The butterfly was still seen in good numbers during September with the last adults recorded in early October.

As is often the case, the Whippingham Fields transect, IoW provided the highest count of the year with 680 counted on Section 10, 17 June (John Rowell). This compares with the previous high counts, all from this transect, of 270 in 2016 (Section 3), 1,058 in 2015 and 334 in 2014 (both Section 10).

It is a tribute to our recorders that care is taken to accurately record numbers of even a common and often-overlooked species such as this. It is this effort to give detail that is making our butterfly data such a valuable resource in the fight to maintain biodiversity.

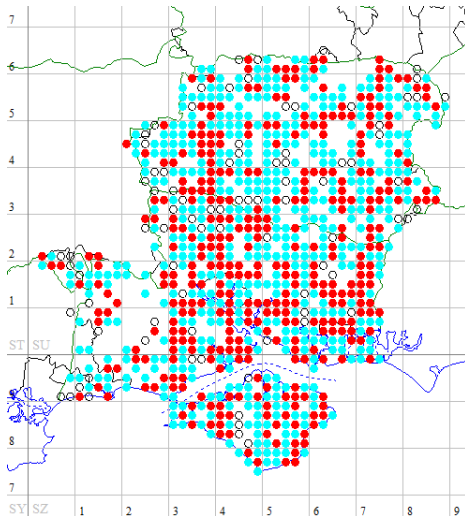
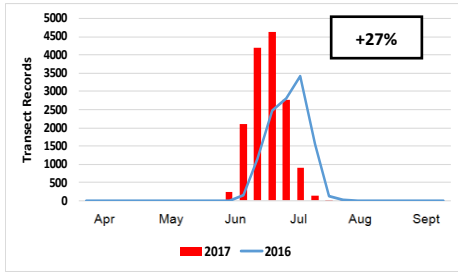


BC Priority status	Low
No of 2017 records	6,974
No of 2017 individuals	40,051
No of 2017 tetrads	678
No of post 2005 tetrads	1,106

Earliest on Database: 24 Mar 1999			
Earliest 2017	31 May Itchen Valley Sue Stokes		
Latest 2017	07 Oct East Cowes Vidya Wolton		
Latest on Database: 19 Oct 1995			
Transect Site Trends	Down >20%	Within ± 20%	Up >20%
	8	12	93

2017 saw the Gatekeeper recover from an extremely poor 2016 back to the levels recorded in previous years. It is likely that this would have been higher but for the inclement weather at the end of July. The first Gatekeepers emerged earlier than in 2016 with the first sightings in early June at Itchen Valley, Sparsholt and Lepe. They started emerging in large numbers at the beginning of July, coming to a peak in the middle of the month, a week earlier than in 2016. Whilst the numbers fell away quickly, odd specimens were still being recorded at the end of September, which is consistent with previous years and a late specimen was recorded on 07 October at Castle Copse, East Cowes on the Isle of Wight.

Whippingham Fields (Isle of Wight) again provided the largest counts with 676 on 15 July (John Rowell) and three further counts of over 400. The best of the other sites was 291 at Perrywood Ivy on 17 July (Sue Randall). In total Whippingham Fields recorded 2,360 Gatekeepers, three times as many as any other location, with Frohawk and Perrywood Ivy transects both managing respectable totals of over 700.



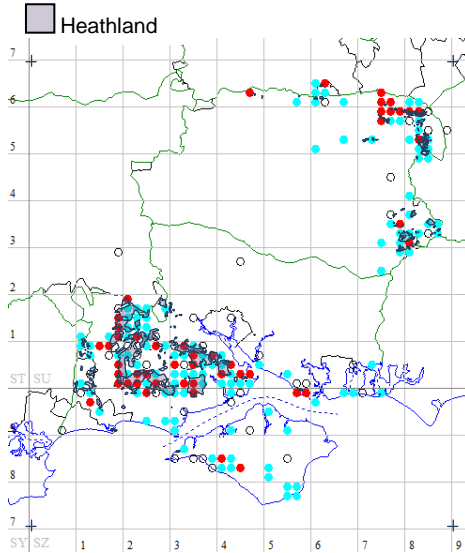
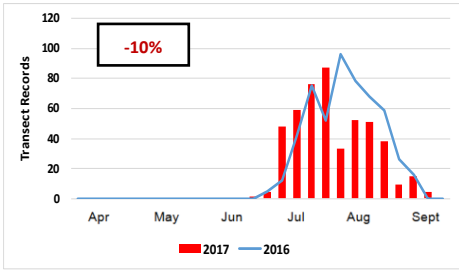
BC Priority status	Low
No of 2017 records	2,677
No of 2017 individuals	20,194
No of 2017 tetrads	358
No of post 2005 tetrads	868

Earliest on Database: 30 May 2017									
Earliest 2017	30 May Portsdown Richard Jones								
Latest 2017	01 Sep Magdalen Hill Dn Helen Firth								
Latest on Database: 25 Sep 2003									
Transect Site Trends	<table border="1"> <thead> <tr> <th></th> <th>Down >20%</th> <th>Within ± 20%</th> <th>Up >20%</th> </tr> </thead> <tbody> <tr> <td>Trends</td> <td>30</td> <td>23</td> <td>51</td> </tr> </tbody> </table>		Down >20%	Within ± 20%	Up >20%	Trends	30	23	51
	Down >20%	Within ± 20%	Up >20%						
Trends	30	23	51						

Pleasingly and in common with the majority of Hampshire butterflies, Marbled White numbers showed a marked improvement over 2016. An overall positive transect trend of 27% was a welcome recovery after last year's downward shift.

Peak counts were a fortnight earlier than 2016, during the last week of June into the first week in July.

Whippingham Fields, on the Isle of Wight, consistently produced the highest recorded transect numbers. The three highest counts, and the only ones exceeding four figures, being made on 01 July of 2,006, 25 June of 1,659 and 08 July of 1,024, all by John Rowell. No other site either on the island or mainland came close to achieving such counts. Mainland counts were headed by 230 at Magdalen Hill Down North on 26 June (Jayne Chapman). There was very little to chose between several other mainland sites; 147 at Leckford-A on 19 June (Sheila Evans), 144 at Old Down, Basingstoke on 26 June (Jill Lincoln) and 137 at Magdalen Hill Down Original on 22 June (David Stewart). Back on the Isle of Wight, good counts were also recorded at Mottistone Down, 148 on 04 July and 127 on 08 July both by Robin Lang.



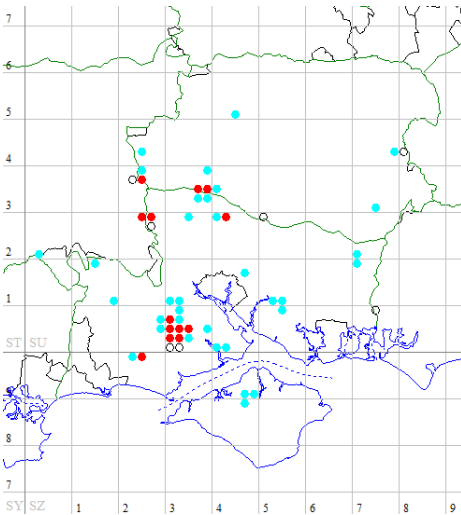
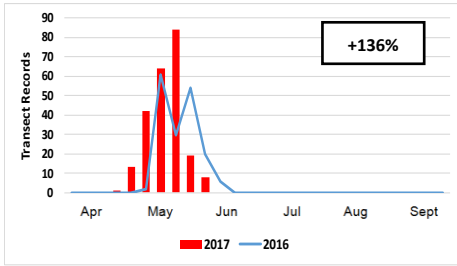
BC Priority status	High
No of 2017 records	319
No of 2017 individuals	911
No of 2017 tetrads	48
No of post 2005 tetrads	188

Earliest on Database: 03 Jun 2002			
Earliest 2017	26 Jun Hale Purlieu Tim Blackmore		
Latest 2017	22 Sep Blashford Peter Smith		
Latest on Database: 08 Oct 1986			
Transect Site Trends	Down >20%	Within ± 20%	Up >20%
	12	4	5

Grayling had another rather poor year, failing to show much recovery from losses in 2016. Although both the number of records and individuals was slightly higher than in 2016, the transect data showed a decline of 10%, with significant declines at 12 of the 21 transect sites where it was reported, and a net loss from two sites.

Emergence was early, with the first sighting on 26 June at Hale Purlieu (Tim Blackmore), followed by sightings in early July at Hazeley Heath, Hatchet Moor, Bramshill, and Mottistone Down. The transect data shows a consistent rise to a peak at the end of July, a week earlier than last year. This was followed by a dramatic decline in early August, with only a slight recovery later in the month. The final sighting was on 22 September at Blashford Lakes (Pete Smith), more than a week later than the previous year's last sighting.

The maximum increased to 92, seen at Beaulieu Heath on 25 July (Gordon & June Coster). This was one of three counts of more than 30 individuals at Beaulieu Heath, but this was the only site where more than ten individuals were recorded.

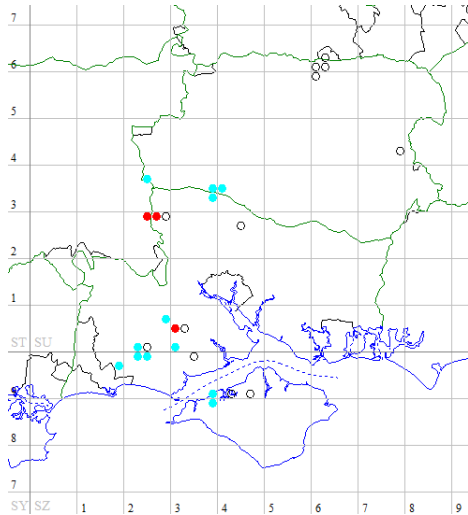
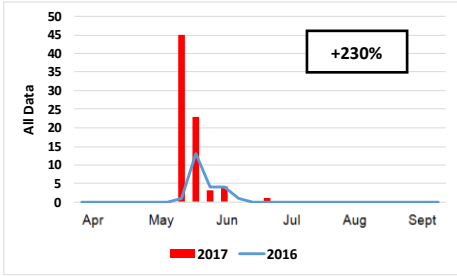


BC Priority status	Top
No of 2017 records	171
No of 2017 individuals	676
No of 2017 tetrads	13
No of post 2005 tetrads	51

Earliest on Database: 17 Apr 2003			
Earliest 2017	23 Apr Bentley Wood, Pat Woodruffe; Stockbridge Dn Andy & Linda Barker		
Latest 2017	03 Jun New Forest Keith Brook, Jill Gower		
Latest on Database: 09 Jul 1950			
Transect Site Trends	Down >20%	Within ± 20%	Up >20%
	1	1	6

It was a much improved year for this species, with almost all transects showing an increase of more than 20%, and the total number of 'pearls' seen on transect being more than double that of the previous year. The season started two weeks earlier than 2016, with the butterfly emerging on 23 April in central-west Hampshire. Numbers soon built up, and double-figure counts were recorded at many locations throughout May, with the season peaking from 08-25 May. In the New Forest, good numbers were noted in woodlands east of Brockenhurst, peaking at 40 on 15 May (Jacky Adams). Several other observers returned 15+ counts up to 24 May.

In central-west Hampshire the species persists at a number of sites, of which Bentley Wood (Eastern Clearing) is the best known, producing a transect annual index of 50, and a peak count of 17 on 09 May (Lizzie Beer). Low numbers were seen in woodlands near Stockbridge, and on Stockbridge Down, with a peak count of five on 24 May (Catherine Hadler). The small population at West Wood, Winchester, produced a peak of 12 on 14 May (Andy & Linda Barker). The only other record was of two at Porton Down on 21 May (Ashley Whitlock).

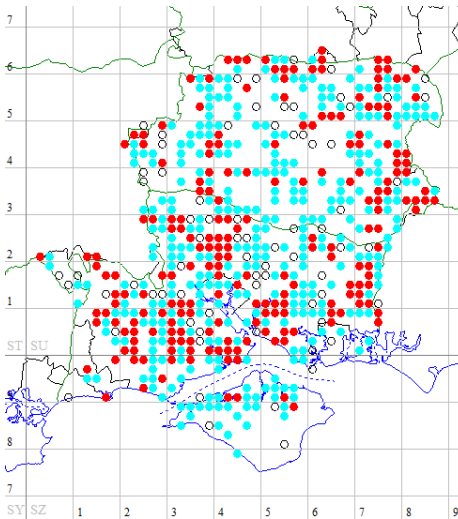
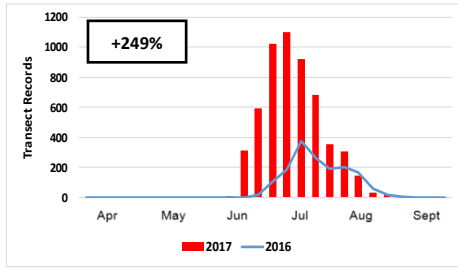


BC Priority status	Top
No of 2017 records	20
No of 2017 individuals	76
No of 2017 tetrads	3
No of post 2005 tetrads	21

Earliest on Database: 03 May 2007			
Earliest 2017	24 May Bentley Wood Mike Gibbons		
Latest 2017	04 Jul Brockenhurst Allan Orme		
Latest on Database: 31 Aug 1991			
Transect Site Trends	Down >20%	Within ± 20%	Up >20%
	-	-	1

2017 saw an improvement in numbers of this species at Bentley Wood, Eastern Clearing with an Annual Index of 20 compared to eight in 2016 and six in 2015. The maximum number seen on any one day on transect was 13, recorded on 25 May (David Lambert). Four other recorders sent in records for this butterfly from Bentley Wood, Eastern Clearing; Mike Gibbons saw 20 on 24 May with Alan Thornbury counting seven on 25 May and 01 June. The total number of individuals recorded in Bentley Wood, Eastern Clearing was 64 in 2017 compared to 20 in 2016.

Last year I reported that just one individual was recorded in the New Forest at Roydon Common on 19 June. Sadly no Small Pearl-bordered Fritillary were recorded from this site in 2017 and there were no records from other former sites, Wootton Coppice and Holmsley Inclosures. We did, however, receive a record of an individual sighted on 04 July in an area of woodland near Brockenhurst. This sighting is not near to where the species has previously been recorded. It may have always been present in small numbers but not noted. A photograph confirmed the sighting.



BC Priority status	Low
No of 2017 records	2,182
No of 2017 individuals	8,446
No of 2017 tetrads	210
No of post 2005 tetrads	590

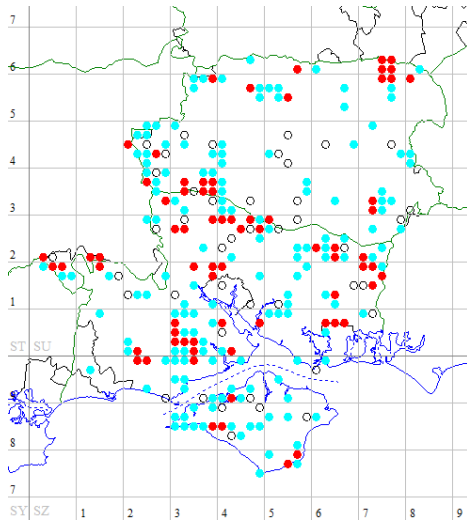
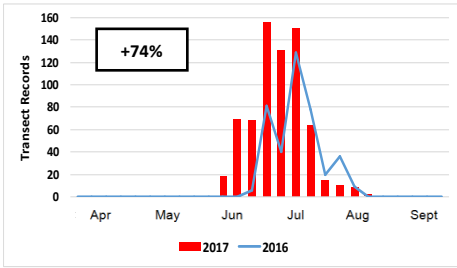
Earliest on Database: Late May 1893			
Earliest 2017	10 Jun College Copse Ian Stoneman		
Latest 2017	23 Sep Kempshott Steve Goodwin		
Latest on Database: 23 Sep 2017			
Transect Site	Down >20%	Within ± 20%	Up >20%
Trends	9	5	62

Following a warm spring this woodland butterfly had a much-improved season and was one of the successes of the year.

The highest counts on the Isle of Wight all came from the Havenstreet area with 38 at Bridesford Woods Nature Reserve on 08 July (Jim Baldwin), 40 at Kempfill Moor Copse on 23 July (Kay Shaw) and 24 at Firestone Copse on 31 July (Brenda Penwarden).

In Hampshire, the first butterfly did not appear until 10 June and yet by the end of the third week of the month there were reports from over 50 sites across Hampshire & Isle of Wight. In 2016, the highest day total was 42 at Pamber Forest. This year that same site claimed the accolade once again but with a peak of 135 on 25 July (Graham Dennis). Away from Pamber Forest the only other three-figured counts were of 129 at Frohawk (Leisa Chapple) and 100+ at Ampfield Wood (Barrie Roberts) on 08 July and 09 July respectively.

The season ended with eight butterflies seen at five locations in Hampshire in September.



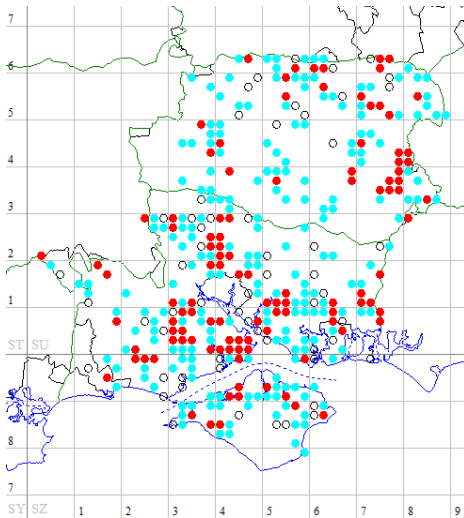
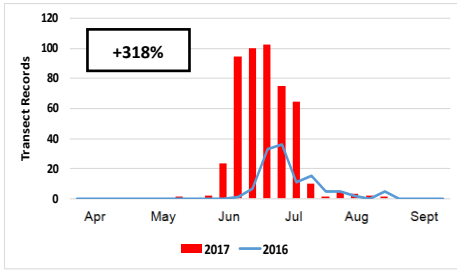
BC Priority status	High
No of 2017 records	406
No of 2017 individuals	1,220
No of 2017 tetrads	72
No of post 2005 tetrads	255

Earliest on Database: 28 May 2010							
Earliest 2017	02 Jun Old Winchester Hill, Ashley Whitlock						
Latest 2017	23 Aug Wootton Coppice, Maarten Ledebor						
Latest on Database: 08 Sep 2012							
Transect Site Trends	<table border="1"> <thead> <tr> <th>Down >20%</th> <th>Within ± 20%</th> <th>Up >20%</th> </tr> </thead> <tbody> <tr> <td>4</td> <td>7</td> <td>24</td> </tr> </tbody> </table>	Down >20%	Within ± 20%	Up >20%	4	7	24
Down >20%	Within ± 20%	Up >20%					
4	7	24					

2017 was the best year for this species since 2010 and the butterfly was on the wing much earlier than in recent years.

The first sighting of the year was at Old Winchester Hill on 02 June (Ashley Whitlock) only a few days later than the earliest recorded on the database (Bonchurch Down) followed by three transect records on 13 June (Stockbridge Down, Catherine Hadler, Portchester Common, Chris Cobb & Martin Down Kitts Grave, Chris Hill).

Numbers gradually picked up throughout the region with 15 recorded from Broughton Down on 19 June, indicating that this site is currently being managed favourably for this species. Good numbers were also recorded from well known strongholds such as Butser Hill and Martin Down. Numbers peaked in the first week of July when an impressive 32 were recorded at Brook Down on the Isle of Wight on 02 July (Andy Butler) and an amazing 100 at Martin Down on the same day (Keith Wills). The transect at Martin Down North glowed with 31 seen on 05 July (Linda Smith) and an excellent count of 23 was made at Crab Wood by Gordon & June Coster on 09 July.

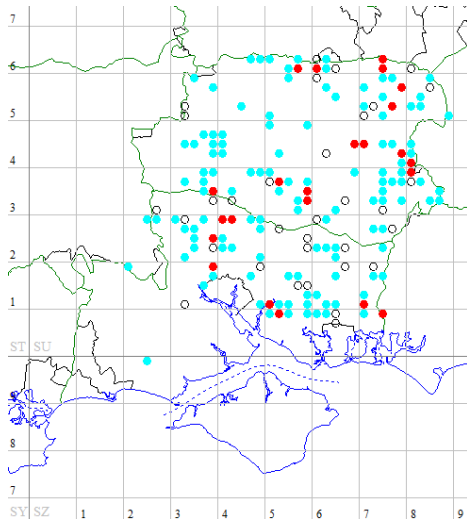
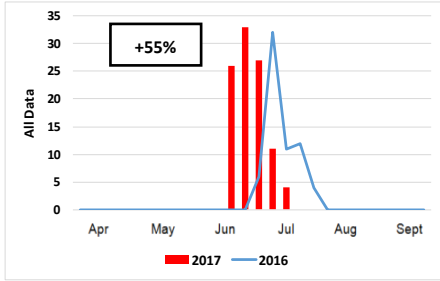


BC Priority status	High								
No of 2017 records	527								
No of 2017 individuals	1,170								
No of 2017 tetrads	109								
No of post 2005 tetrads	359								
Earliest on Database: Late May 1893									
Earliest 2017	03 Jun Sims Wood Theresa Holden								
Latest 2017	14 Sep Pondhead Derek Tippetts								
Latest on Database: 04 Oct 2003									
Transect Site Trends	<table border="1"> <thead> <tr> <th></th> <th>Down >20%</th> <th>Within ± 20%</th> <th>Up >20%</th> </tr> </thead> <tbody> <tr> <td>Trends</td> <td>7</td> <td>5</td> <td>32</td> </tr> </tbody> </table>		Down >20%	Within ± 20%	Up >20%	Trends	7	5	32
	Down >20%	Within ± 20%	Up >20%						
Trends	7	5	32						

The summer of 2017 saw a scarcely credible reversal of fortunes for this most graceful of butterflies. Records submitted more than doubled, while the combined transect trend increase was 318%, the highest of the year. Almost as extraordinary was the very early first sighting in early June.

Reports came from far and wide, with one specimen, evidently tired of life, seen in Portsmouth (Theo Roberts). However, as the euphoria subsided, it became apparent how many of this insect's former strongholds fared poorly or featured not at all; the Straits Inclosure, for instance, yielding no more than a few at any time, when 86 were seen as recently as 2011. Whether this reflects recorder activity or habitat quality remains unknown.

Most tallies remained in single figures, and even the best were modest by comparison with halcyon years past, peaking at 25 from Abbots Wood Inclosure, Alice Holt, on 26 June (Ashley Whitlock) followed by the same number at Havant Thicket (Ashley Whitlock again), while the island's zenith was 20 at Walters Copse, Newtown, IoW (Andy Butler), both on 02 July. The last sightings on 14 September offer the tantalizing possibility of a second brood.



BC Priority status	High
No of 2017 records	46
No of 2017 individuals	62
No of 2017 tetrads	23
No of post 2005 tetrads	167

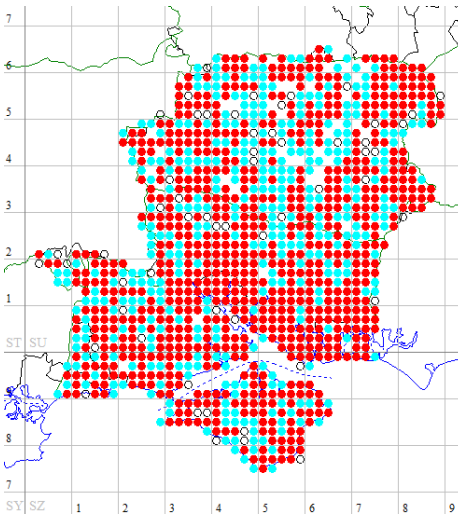
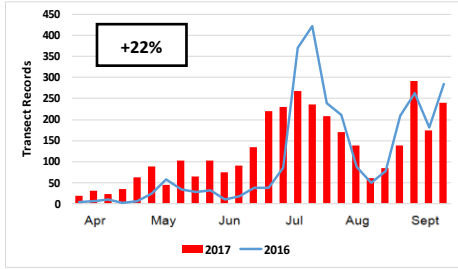
Earliest on Database: 17 Jun 2017			
Earliest 2017	17 Jun Alice Holt Ashley Whitlock		
Latest 2017	18 Jul Swanwick Lakes Ruth Kernahan		
Latest on Database: 23 Aug 2013			
Transect Site Trends	Down >20%	Within ± 20%	Up >20%
	1	-	-

The Purple Emperor in Hampshire had a good season in 2017, although it was short, with only three weeks with good numbers of sightings. The flight season started about three weeks early due to a prolonged warm spell in May and heatwave in June, but heatwaves tend to burn the species out quickly. It was first recorded in Alice Holt Forest on the 17 June, the earliest it's been recorded in the county.

There were some odd sightings coming from all over the county: a male was seen in the Waitrose car park in Andover, and a female was noted resting on a wheelie bin near Portsmouth. They were also seen on downland - Stockbridge Down, Magdalen Hill Down, Abbotstone Down and Pitt Down.

We had sightings from well over 22 sites in 2017, although again there were no sightings from the New Forest. In mid June, nine sightings were reported from Bramshill Plantation (Bryony Davison, Jono Shavelar, Paul Richards); not since 1986 has the species been reported from this location. Gordon & June Coster had five separate sightings in West Wood.

Many female Purple Emperors were seen, possibly indicating a good egg-lay throughout its range. Weather dependent, 2018 could prove to be better than 2017.



BC Priority status	Low
No of 2017 records	6,355
No of 2017 individuals	12,459
No of 2017 tetrads	725
No of post 2005 tetrads	1,108

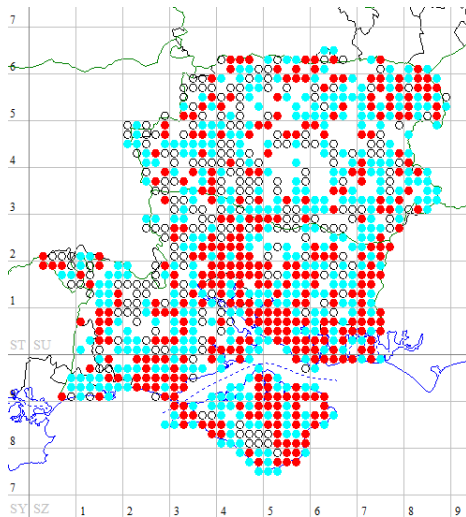
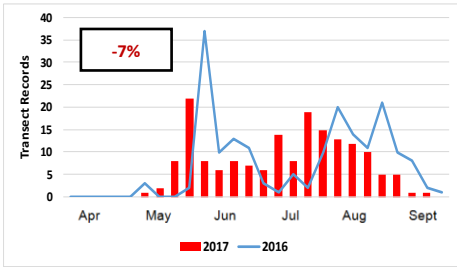
Earliest on Database: 01 Jan, various			
Earliest 2017	11 Jan Drayton Theo Roberts		
Latest 2017	30 Dec Southampton Rob Stephens		
Latest on Database: 31 Dec, various			
Transect Site Trends	Down >20%	Within ± 20%	Up >20%
	26	27	49

The Red Admiral, unlike most species, had a good year in 2016 and data suggests it had an even better year in 2017. The combined transect trend for 2016 was an increase of 184% and for 2017, building on from 2016, there was a 22% increase.

Looking at the flight period graph using transect data, numbers peaked mid-July and late September. The transect recording season finishes at the end of September and as the graph illustrates numbers did not fall away at the end of the recording period for both years and our database has some 270 non-transect records from October and November for 2017. There were 24 counts of 20 and more for the year and 12 of those were from October and November.

Looking at one of our New Forest transects, Breamore, the Red Admiral peaked at 24 on 17 July. Numbers then fell and then peaked again at 25 on 23 September (both Bob Taylor). The Annual Index was 174 compared to 147 for 2016.

The highest count of the year was 67 on 30 October (Gordon and June Coster).



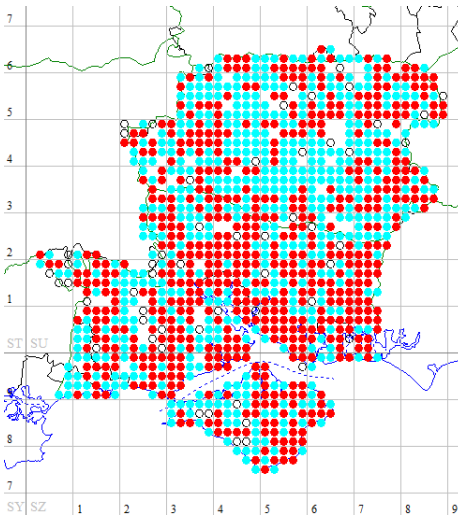
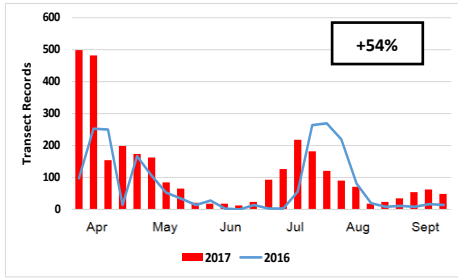
BC Priority status	Low
No of 2017 records	859
No of 2017 individuals	1,202
No of 2017 tetrads	360
No of post 2005 tetrads	927

Earliest on Database: 01 Jan 2013			
Earliest 2017	09 Apr Wonston David Murdoch		
Latest 2017	25 Oct Milford-on-Sea Tani Read		
Latest on Database: 31 Dec 1987			
Transect Site Trends	Down >20%	Within ± 20%	Up >20%
	27	29	22

Painted Lady were observed between 09 April and 25 October in Hampshire (17 November in Vice County 11, but over the Hampshire border into Dorset). On transect, weekly numbers peaked twice (at the beginning of June and towards the end of July). After the second peak counts declined steadily over the rest of the season. 1,202 Painted Lady were recorded, of which 173 were on transect. 7% fewer individuals were recorded on transect in 2017 than in 2016 but, surprisingly, in 2017 the off-transect total was up. The highest counts were on the Isle of Wight predominantly on its southeast coast. It appears that the distribution of Painted Lady is far from even and clusters of populations off-transect may attract observers and hence unusually high numbers of observations.

In 2017 the number of transects where Painted Lady were seen in greater, similar or lesser numbers was roughly the same (in the range of 22 to 29 transects).

Nineteen transects recorded Painted Lady in 2016 but not in 2017 whereas 16 transects had the opposite experience. Overall 2017 was no worse for numbers of Painted Lady or length of season, than 2016.

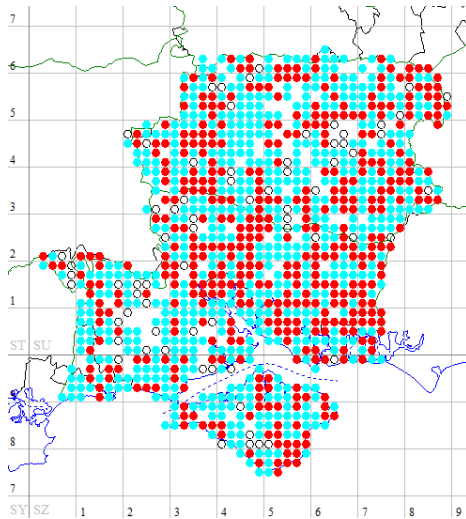
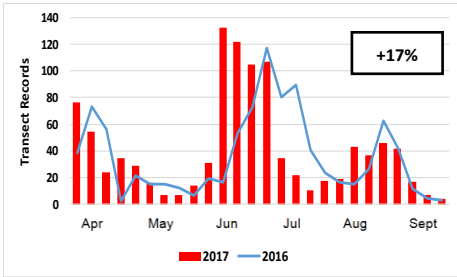


BC Priority status	Low
No of 2017 records	3,953
No of 2017 individuals	6,888
No of 2017 tetrads	562
No of post 2005 tetrads	1,233

Earliest on Database: 01 Jan, various							
Earliest 2017	05 Feb East Cowes Vidya Wolton						
Latest 2017	16 Nov Holmsley Alexander Pleasance						
Latest on Database: 31 Dec, various							
Transect Site Trends	<table border="1"> <thead> <tr> <th>Down >20%</th> <th>Within ± 20%</th> <th>Up >20%</th> </tr> </thead> <tbody> <tr> <td>13</td> <td>34</td> <td>50</td> </tr> </tbody> </table>	Down >20%	Within ± 20%	Up >20%	13	34	50
Down >20%	Within ± 20%	Up >20%					
13	34	50					

The Peacock has shown a steady decline since 2014 and whilst for many species 2017 was an improvement on 2016, for the Peacock this was not the case, with numbers declining a further 5% on 2016. However it was not a consistent picture with both the combined transect trend and the total number of records showing an increase on 2016. What was apparent was that many records were of one or two specimens only. The maximum count was only 27 at Breamore on 09 April and there were only three other counts of over 20 recorded. Whippingham Fields (144) on the IoW and Breamore on the mainland (120) recorded the highest total counts.

The overwintering Peacocks were much more successful than the summer brood, and the highest counts were recorded in early April. Unfortunately numbers then dropped considerably and whilst the summer brood emerged earlier than in 2016, it also peaked earlier but at a lower level. This was not helped by the inclement weather at the end of July and early August. However a small increase in the last three weeks of the 'transect season' may show promise for spring 2018.

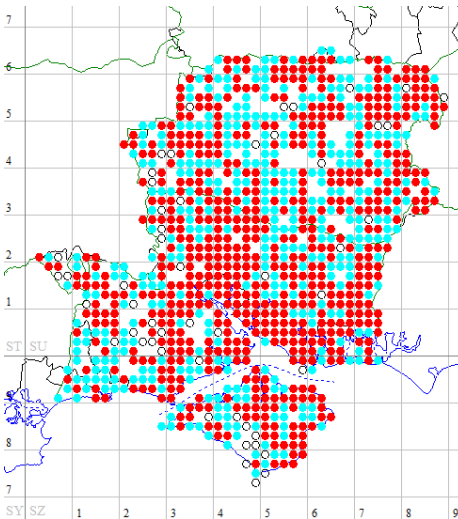
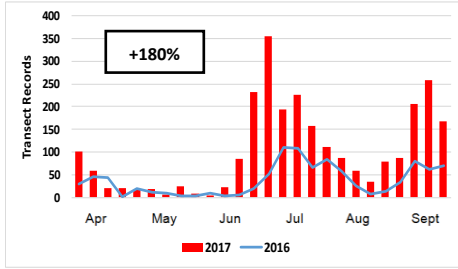


BC Priority status	Low
No of 2017 records	1,907
No of 2017 individuals	3,217
No of 2017 tetrads	423
No of post 2005 tetrads	1,017

Earliest on Database: 05 Jan 1999			
Earliest 2017	18 Feb Southwick Kitty Grove		
Latest 2017	30 Oct Bransgore Christine Braithwaite		
Latest on Database: 25 Dec 2013			
Transect Site Trends	Down >20%	Within ± 20%	Up >20%
	26	24	34

While the butterfly appears as ubiquitous as ever, its numbers remain a cause for concern. The overwhelming majority of records were of singletons; only seven tallies reached double figures. 13 were seen at Alresford on 16 June (Tim & Sue Graham), while three days later at Broughton Down, Paul Walters saw ten. On 16 July, Janet Ritchie counted 20 on the edge of Stansted Forest, straddling the Hants/Sussex border. Across the Solent, ten were seen at Godshill on 06 August by Clive Cooper.

The one pleasant surprise was the appearance of an autumn brood for the second year, albeit very localized. John Levell counted the year's record of 56 at Hucklesbrook on 01 September, while Ashley Whitlock saw 12 on the same day at Beacon Hill and 14 the next at Old Winchester Hill. Transect data suggested a population stabilization, with a modest combined trend of +17%.



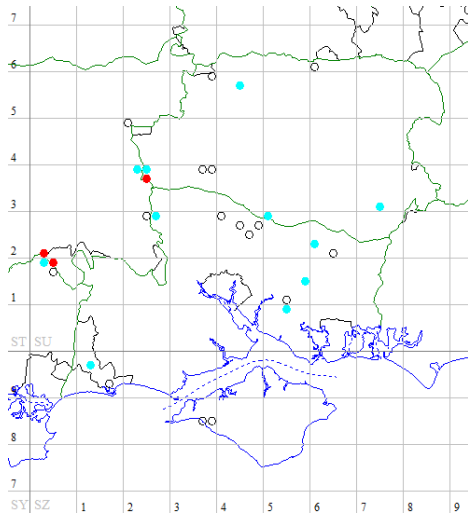
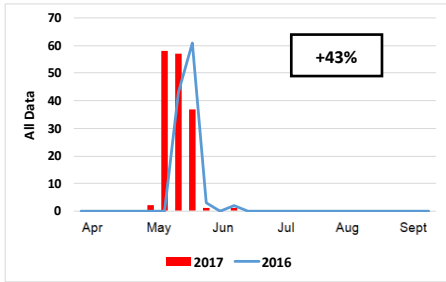
BC Priority status	Low
No of 2017 records	3,760
No of 2017 individuals	6,930
No of 2017 tetrads	603
No of post 2005 tetrads	1,018

Earliest on Database: 09 Jan 1998			
Earliest 2017	22 Feb Chandlers Ford Ken Arbor		
Latest 2017	20 Nov Colden Common Ivor Blundell		
Latest on Database: 22 Dec 2013			
Transect Site Trends	Down >20%	Within ± 20%	Up >20%
	4	16	69

A much better season for the Comma in 2017 with nearly twice the number of sightings and over twice the number of individuals compared to 2016. Transect records backed up the general trend and showed distinct peaks in early July and in late September far exceeding those of the previous year.

Emergence from hibernation started at the end of February with the first double-figure count of 13 from Mockbeggar on 13 March (John Levell), but spring numbers were generally modest. Numbers really started to build from late June when Gordon and June Coster recorded counts of 49 and 20 on 01 and 06 July respectively from West Wood (Winchester). The highest counts came in late summer - again from Mockbeggar where John Levell recorded an impressive 104 on 12 September. The highest Isle of Wight count was of 17 from the Whippingham Fields transect on 01 July.

There were a number of October sightings of insects enjoying the flowering ivy in the autumn sunshine, with three November records to end the year.



BC Priority status	Top
No of 2017 records	25
No of 2017 individuals	190
No of 2017 tetrads	3
No of post 2005 tetrads	26

Earliest on Database: 22 Apr 2007

Earliest 2017	08 May Martin Down Linda Smith
----------------------	--

Latest 2017	20 Jun Martin Down Linda Smith
--------------------	--

Latest on Database: 11 Jul 2006

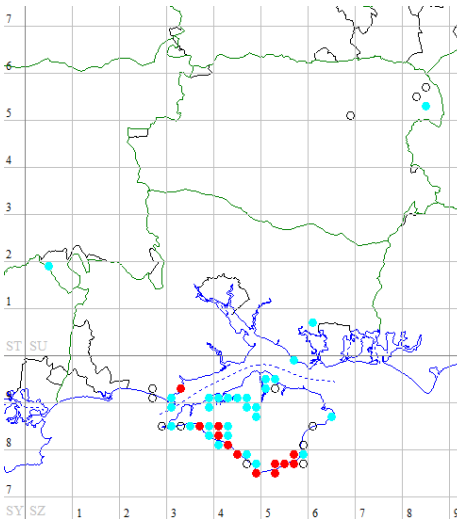
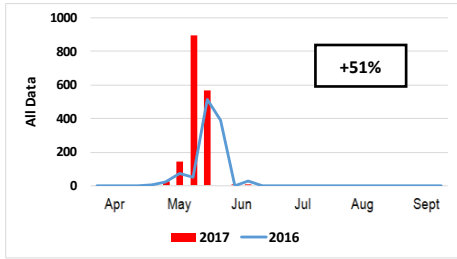
Transect Site	Down >20%	Within ±20%	Up >20%
	Trends	1	-

The Marsh Fritillary had a relatively good flight season at its main Hampshire stronghold of Martin Down. The first was recorded at Martin Down (North) on 08 May (Linda Smith) after which numbers soon escalated. By 13 May there were 38 counted (Andy and Linda Barker) which is a very good count here. On the 25 May there were 21 recorded at Martin Down (South) (Gordon and June Coster) with numbers remaining buoyant until 27 May when 25 were seen (Ashley Whitlock). After this numbers decreased with the final butterfly recorded on 20 June (Linda Smith).

Four larvae were noted near the main A354 Martin Down car park on 09 April (Paul Brock).

Numbers peaked earlier in 2017 than 2016 at Martin Down as shown by the graphs from all data, probably encouraged out by the suitable weather at this time. The population here is definitely improving which may bode well for 2018.

There was also a record of 21 adults at Isle of Wight Hill, a site bordering Wiltshire on 21 May (Ashley Whitlock).



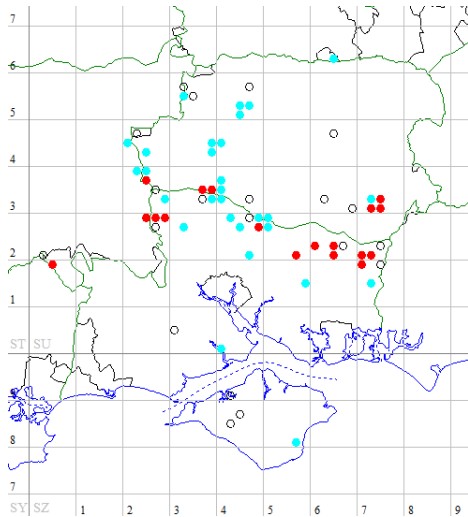
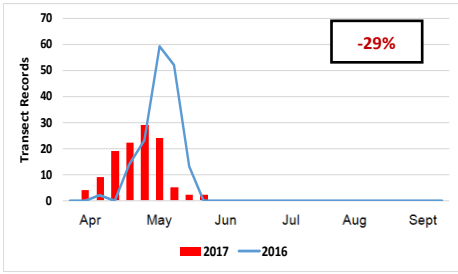
BC Priority status	Top
No of 2017 records	53
No of 2017 individuals	1,650
No of 2017 tetrads	12
No of post 2005 tetrads	52

Earliest on Database: 08 Apr 2007			
Earliest 2017	06 May Bonchurch Andy Butler		
Latest 2017	20 Jun Bonchurch Andy Butler		
Latest on Database: 09 Jul 2010			
Transect Site Trends	Down >20%	Within ± 20%	Up >20%
	-	2	-

The annual web count this spring was generally down at all sites compared with the previous few years but this is in keeping with the way that numbers of this butterfly can fluctuate quite dramatically and is a well known feature of this particular species. At Shepherd's Chine, Atherfield, numbers were down by about a third and there were no records from Brook at all. At Wheeler's Bay only 21 webs were found. Interestingly these low numbers did not translate into low numbers of adults seen, so survival rates of the caterpillars must have been high.

Peak emergence seems to have been the last week of May with, for instance, 85 adults at Wheeler's Bay on 25 May 2017 (Andy Butler) and on the same date 100 at Freshwater (Mike Gibbons) and 28 at Binnel (Peter Farrant). The highest count at any site was the 303 seen at Shepherd's Chine on 28 May 2017 (Andy Butler). There was one odd report of a single adult seen on the mainland near Oxey Marsh east of Pennington on 28 May 2017 (Roy Bower).

Overall, not too bad a year for this important UK species.



BC Priority status	Top
No of 2017 records	137
No of 2017 individuals	622
No of 2017 tetrads	18
No of post 2005 tetrads	56

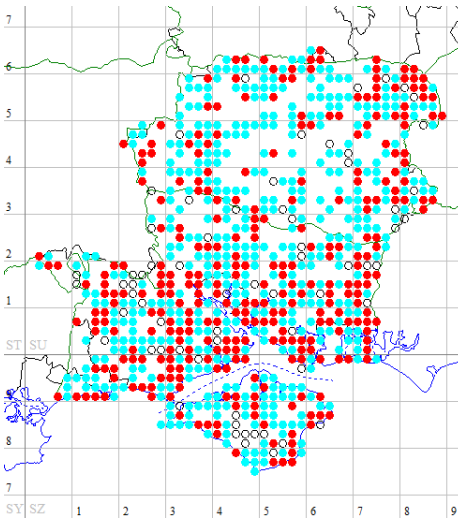
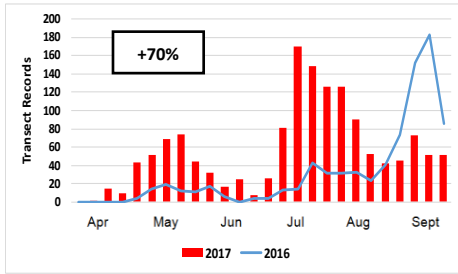
Earliest on Database: 08 Apr 2017							
Earliest 2017	08 Apr Noar Hill Ashley Whitlock						
Latest 2017	04 Jun Noar Hill Richard Symmonds						
Latest on Database: 02 Oct 2011							
Transect Site Trends	<table border="1"> <tr> <td>Down >20%</td> <td>Within ± 20%</td> <td>Up >20%</td> </tr> <tr> <td>-</td> <td>2</td> <td>-</td> </tr> </table>	Down >20%	Within ± 20%	Up >20%	-	2	-
Down >20%	Within ± 20%	Up >20%					
-	2	-					

The Duke of Burgundy season hinges greatly on the weather throughout the winter and the early spring months. In 2017 it was very dry and unseasonably warm. Thus the first Duke of Burgundy was recorded on the 08 April at Noar Hill.

In the Meon Valley the species was seen in reasonable numbers but it wasn't a great year. At Westbury Park some of the best counts came on the 06 May with a count of 11. However this site is threatened with development and the colony could easily be lost.

On transect, Matthew Oates recorded 15 at Noar Hill on 14 May, five days after Anthony James' count of 20 on the same transect.

On the plus side the species was recorded at Martin Down on the 10 May, after a long absence, and the large colony at Isle of Wight Hill recorded a count of 68 on the 21 May (Ashley Whitlock). Coppicing at Stockbridge Down should enable the species to remain stable, and into June there was a lot of feeding damage on their foodplants noted. Hopefully this should suggest a good egg-lay at sites due to the mild conditions.



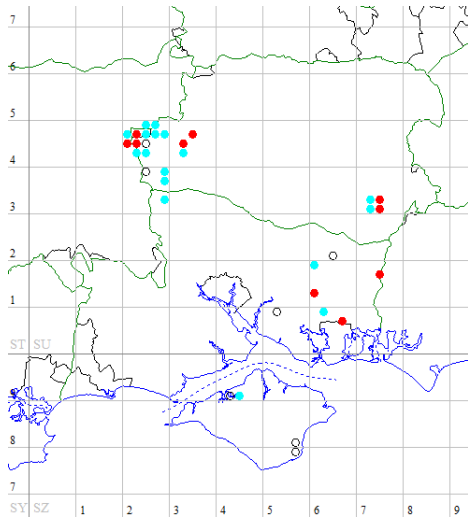
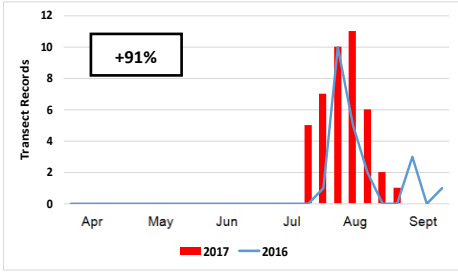
BC Priority status	Low
No of 2017 records	1,228
No of 2017 individuals	2,343
No of 2017 tetrads	300
No of post 2005 tetrads	770

Earliest on Database: 05 Mar 2009			
Earliest 2017	15 Mar Hasley Judy Hunt, Frank Coley		
Latest 2017	03 Nov Petersfield Heath AC Smallbone		
Latest on Database: 27 Nov 2003			
Transect Site Trends	Down >20%	Within ± 20%	Up >20%
	18	18	43

The optimistic note at the end of the 2016 report occasioned by a strong finish to an otherwise poor year proved well founded, as the fortunes of the Small Copper improved considerably in 2017, with numbers of records and individuals up by over 60% and an upward transect trend of 70%. The key difference in 2017 is that numbers peaked in July, as opposed to September as in 2016.

Following a single March record, there was a more general emergence in April building to a spring brood peak in mid-May. As usual, the Whippingham Fields transect provided the highest counts throughout the summer, peaking at 83 on 15 July (John Rowell). In Hampshire, a count of 15 was recorded at Copythorne Common on the same day (Elizabeth Wyatt). A couple more counts of 15 were recorded on the Big Butterfly Count: from Heightsbury, Newport on 14 July (Roger Sanders) and Jermyns Lane, Ampfield on 17 July (John Dennis).

Records from across the two counties continued to be received until the first week in November, but there was no real further autumn peak as is often experienced in favourable years.

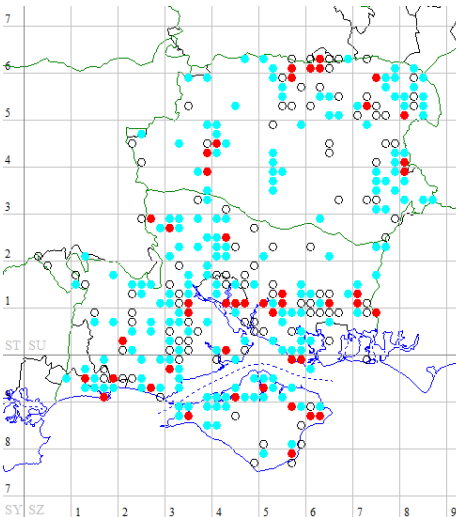
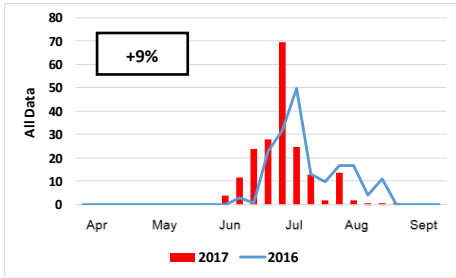


BC Priority status	High
No of 2017 records	66
No of 2017 individuals	634
No of 2017 tetrads	10
No of post 2005 tetrads	29

Earliest on Database: 18 Jul 2017			
Earliest 2017	18 Jul Shipton Bellinger Mike Gibbons		
Latest 2017	07 Sep Shipton Bellinger Clive Wood		
Latest on Database: 16 Oct 1986			
Transect Site Trends	Down >20%	Within ± 20%	Up >20%
	-	-	2

2017 proved to be a very good year for this beautiful butterfly despite generally poor survey conditions over the July and August flight period. Transect sightings at Noar Hill and Shipton Bellinger increased by 90% with nine adults seen at Shipton Bellinger on 10 August by this writer. Some 100 eggs were counted at Noar Hill in February by Mark Tutton, a remarkable effort. But the best news is that these sites have lost their recent monopoly on Brown Hairstreak sightings. A verified sighting of an adult on 27 August by Angus McCullough near Soberton prompted several successful egg counts in the area. It seems that a new colony has recently established itself, possibly by adults dispersing from Noar Hill down the Meon Valley. Further sightings were reported in the wider area by Ashley Whitlock (West Harting Down) and by K Jones (Widley, near Cosham).

Excellent work by Mike Lockwood on the other side of the county found plenty of eggs around Shipton Bellinger plus new locations in six separate 1km squares on the outskirts of Andover and near Fullerton. The intriguing question is whether these places have been overlooked in the past or whether the species is spreading.

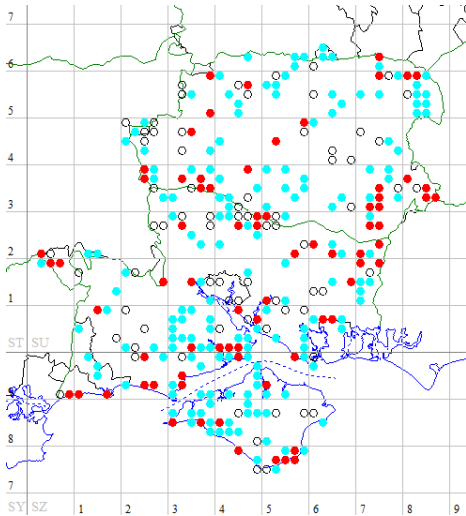
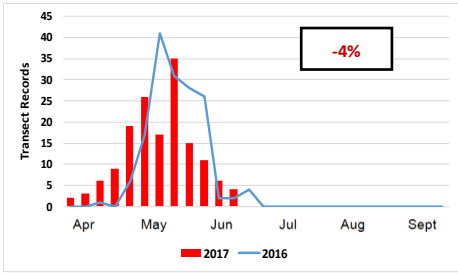


BC Priority status	Low
No of 2017 records	99
No of 2017 individuals	363
No of 2017 tetrads	45
No of post 2005 tetrads	292

Earliest on Database: 31 May 2010	
Earliest 2017	01 Jun Hazleton Heath John Vigay
Latest 2017	02 Sep Kemphill Moor Kay Shaw
Latest on Database: 25 Sep 2003	
Transect Site	Down >20% Within ± 20% Up >20%
Trends	5 2 9

In 2017, this species had a three week earlier start to its season and one day later end than 2016, giving a long flight period of 94 days. The trends table shows that five transects showed a decrease of more than 20%, nine a gain of more than 20% over 2016. Additionally, eight sites gained this species versus four that lost it, compared to 2016. This represents a welcome improvement; the combined trend up 9%.

Although the butterfly is recorded on relatively few transects, in 2017 this number increased again from eight to 14, locations ranging from the Isle of Wight and New Forest up to Hazeley Heath and Pamber Forest. The latter venue is easily the best transect monitored site for this species in the Branch area, with a best transect count of ten on 06 August, helping towards an Annual Index of 33. Hazeley Heath, Whippingham Fields and Bartley Heath were the next; all having Annual Indices of six. Top non-transect counts were 37 at Smithley’s Copse, Axmansford on 23 July (Andy Bolton), 23 at Abbots Wood Inclosure, Alice Holt Forest on 14 July and 11 at Straits Inclosure, Alice Holt (Richard Symonds). Browndown South was also a notable location this season. No egg records were received.



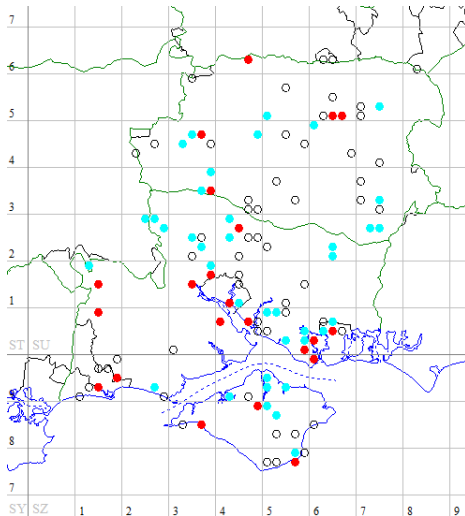
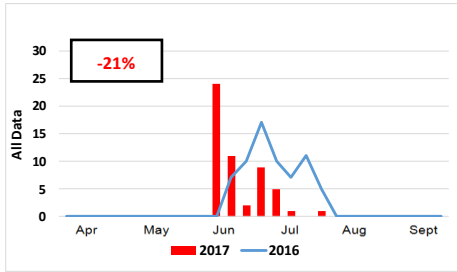
BC Priority status	Low
No of 2017 records	199
No of 2017 individuals	333
No of 2017 tetrads	74
No of post 2005 tetrads	281

Earliest on Database: 29 Mar 2012			
Earliest 2017	02 Apr Mockbeggar John Levell		
Latest 2017	25 Jun Exbury Juliet Bloss		
Latest on Database: 30 Jul 2007			
Transect Site Trends	Down >20%	Within ± 20%	Up >20%
	18	8	18

Young Green Hairstreak caterpillars are cannibalistic; they become well camouflaged when fully grown feeding for about 25 days. The first recorded adult sighting of 2017 was two weeks earlier than Hampshire flight periods. Transect numbers peaked in late May for both Hampshire and the Isle of Wight. Transect flight periods were 63 days for the Isle of Wight and 81 days for Hampshire, with the Isle of Wight accounting for 17% of the peak week and 14% of the total transect records.

Overall the transect records showed a four percent decrease from 2016, a further decline after last year's 23% decrease. Total individuals of 333 are only 26% of the total individuals (1,283) recorded in 2014!

Magdalen Hill Down Original was the top transect with records totaling 25 for the season. Of note were the highest individual sightings, eight each and both field records. The first was at Whiteways Copse on 20 April 2017 (Andy Butler) and the second at Barton-on-Sea on 08 May 2017 (Tani Read).

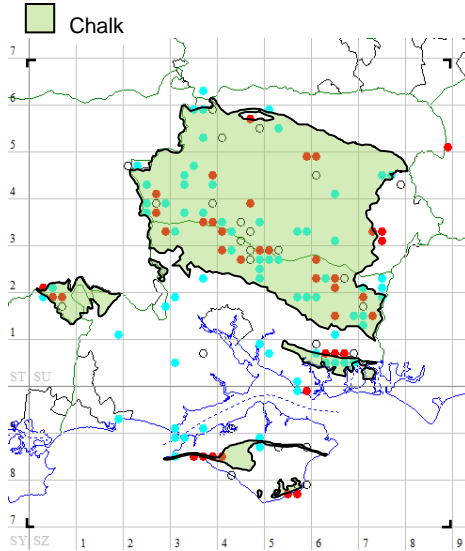
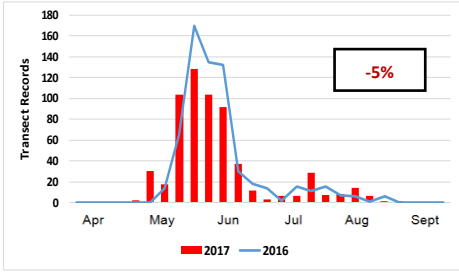


BC Priority status	High
No of 2017 records	38
No of 2017 individuals	104
No of 2017 tetrads	22
No of post 2005 tetrads	99

Earliest on Database: 25 May 2011			
Earliest 2017	12 Jun Cosham Alan Thornbury		
Latest 2017	31 Jul Crabtree Plantation, Nicola Williams		
Latest on Database: 23 Aug 2004			
Transect Site	Down >20%	Within ± 20%	Up >20%
Trends	-	1	2

A total of 38 records were filed, the majority of ones and twos, not much of an improvement on 2016, but a step in the right direction considering the insect's main stronghold at DSDA Gosport seems permanently off-limits owing to security concerns.

Nevertheless, Gosport still sported four records, 11% of all those submitted, courtesy of David Stevenson. However, the real surprise came from the the Isle of Wight, usually struggling to report more than a singleton, with the discovery of a 12-strong colony at Brighstone (Mike Gibbons), and half that number on the single LUTECE elm at Towngate, Newport, (Andy Butler) on 15 & 16 June respectively. Another seen at Wheeler's Bay on 16 July (Andy Butler) took the island's share to a dizzying 36%, surely a record. The remainder came from far and wide across the western half of Hampshire, plus two sightings of singletons on the Crabtree Plantation transect, the only one to host the species last year.



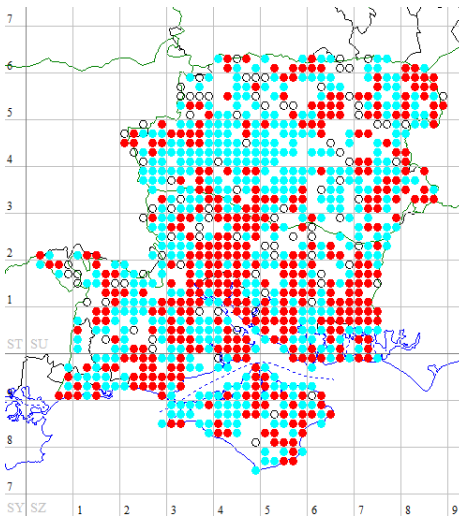
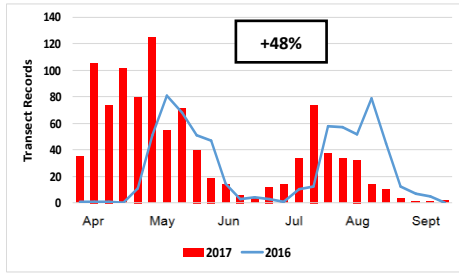
BC Priority status	High
No of 2017 records	297
No of 2017 individuals	1,038
No of 2017 tetrads	39
No of post 2005 tetrads	124

Earliest on Database: 30 Mar 2012			
Earliest 2017	02 May Bonchurch Andy Butler		
Latest 2017	06 Sep Morn Hill Bryn Jones		
Latest on Database: 21 Sep 1991			
Transect Site Trends	Down >20%	Within ± 20%	Up >20%
	10	3	9

It was a disappointing year for our smallest butterfly with a 5% drop in numbers seen on transect. Numbers slumped at Magdalen Hill Down (Original) from a high of 66 in 2016 to just eight on transect in 2017 for reasons that are not clear. They increased on other parts of the reserve, notably MHD Extension, and on MHD Tree & Shrub East which is not managed for the species. Old Down near Basingstoke bucked the overall trend with 236 recorded on transect, an increase of 8%. This included 40 seen by Jill Lincoln on 07 June.

Peak counts were well down on the previous year. Andy Butler could not repeat the 250 seen near Ventnor last year but did record the highest count for 2017 with 46 at Watcombe Bottom on the IoW on 19 May. The Mountain also saw good numbers with 47 recorded on transect (Sue Ellis and Phil Reynolds).

Fairly dismal weather in July and August probably depressed second brood numbers for the second year running. Five were recorded by Chris Piper on transect at Gilbert White's House on the 13 August but only very low counts were seen at other sites across the two counties.



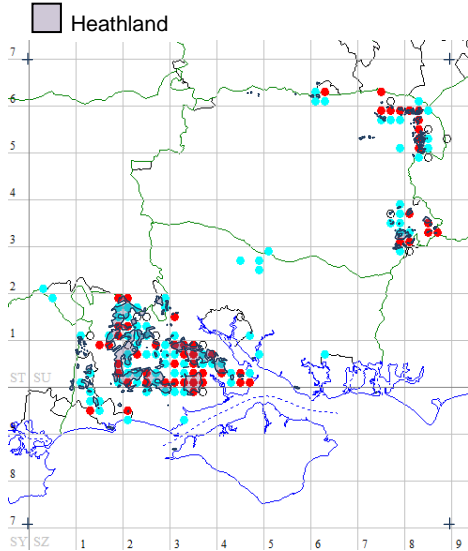
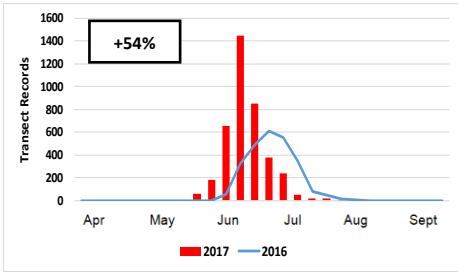
BC Priority status	Low
No of 2017 records	2,008
No of 2017 individuals	3,194
No of 2017 tetrads	399
No of post 2005 tetrads	884

Earliest on Database: 14 Jan 2013			
Earliest 2017	25 Mar Portsdown Hill Ashley Whitlock		
Latest 2017	04 Oct East Cowes Vidya Wolton		
Latest on Database: 06 Dec 2006			
Transect Site Trends	Down >20%	Within ±20%	Up >20%
	26	26	45

In terms of number of records received and counts of individuals, 2017 was reasonably consistent with 2016. Transect data, however, paints a different picture, showing significant increases over the previous year. This was mainly due to a strong spring brood, with transect counts peaking from early April to early May. Summer counts were modest in comparison.

Emergence was late compared to previous years, with only five records of individuals, all from Hampshire, in the last week of March. Small numbers were reported from both counties throughout April with 22 at Fleming Park, Eastleigh on 19 April (Gordon and June Coster) the highest spring brood count. This was a popular species to record on the Big Butterfly Count with records of 27 from Brading Down (Jacqueline Munday) and 25 from Carisbrooke Castle (Carole Grimshaw), both on 25 July. It then tailed off very rapidly with only ten September records and two in the first week of October.

It may be this species is heading towards one of its cyclical troughs: it will be interesting to see how it fares in the spring of 2018.



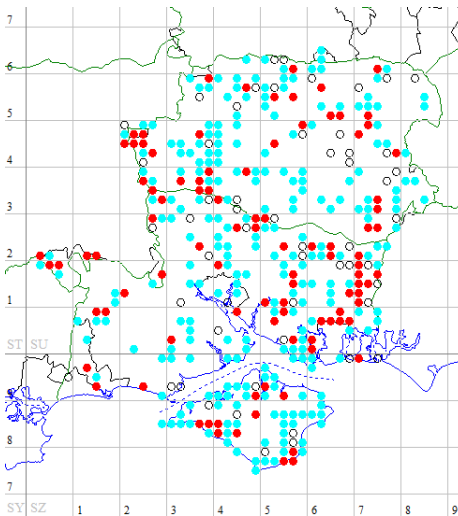
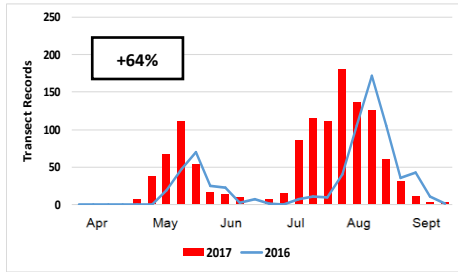
BC Priority status	High
No of 2017 records	462
No of 2017 individuals	4,949
No of 2017 tetrads	54
No of post 2005 tetrads	142

Earliest on Database: 09 May 1911			
Earliest 2017	22 May Beaulieu Heath Jane Mifsud		
Latest 2017	22 Aug Hasley, Bob Taylor; Strodegmoor Bottom, Paul Brock		
Latest on Database: 30 Oct 1921			
Transect Site Trends	Down >20%	Within ± 20%	Up >20%
	5	1	14

The Silver-studded Blue had a good year in 2017, with overall numbers significantly higher than in 2016, and transect sightings up by more than 50%. Reported from 20 transects, 14 of which showed a significant increase from the previous year, there were however five transects where a significant decline was evident.

The emergence was early, with the first sighting on 22 May at Beaulieu Heath (Jane Mifsud). Transect data recorded a peak in the week commencing 17 June, two weeks earlier than the previous year. The final sightings of the year were also early, on 22 August, at Strodegmoor Bottom (Paul Brock) and Hasley (Bob Taylor), both in the New Forest, with no other sightings reported after mid-August.

The maximum count was 286 at Bramshott Common on 21 June (Arthur Greenwood), just beating the 256 counted at the same site five days earlier, both of which were above the previous year's maxima. Sightings of more than 100 individuals were recorded on eight occasions, four of these at Bramshott Common, and all were between 07 June and 01 July.



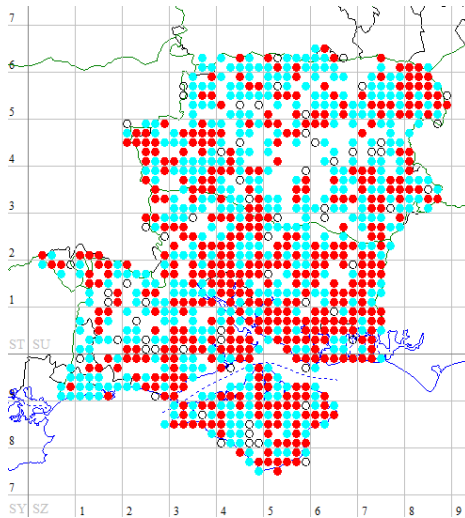
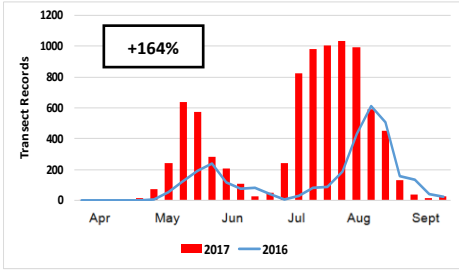
BC Priority status	Low
No of 2017 records	694
No of 2017 individuals	1,759
No of 2017 tetrads	98
No of post 2005 tetrads	379

Earliest on Database: 08 Apr 2002			
Earliest 2017	29 Apr Butser Hill Mark Tutton		
Latest 2017	28 Sep Ventnor Ian Riddett		
Latest on Database: 31 Oct 2005			
Transect Site Trends	Down >20%	Within ± 20%	Up >20%
	9	2	27

2017 was a better year for Brown Argus than was 2016 but the index was still slightly below the long-term (25-year) average.

On transect there was a 64% gain in numbers in 2017, as compared to 2016. Three times as many transect sites recorded an increase in numbers from 2016 to 2017 compared to those recording a fall in numbers. Both broods were significantly stronger than in 2016 and they peaked earlier, one week earlier for the spring brood in May and two weeks earlier for the stronger second brood in August.

The strongest site for Brown Argus in 2017 was again Magdalen Hill Down (maximum transect count of 51). Other Hampshire sites with counts greater than ten on any one date included Broughton Down, St Catherine's Hill (Winchester), Brook House Meadow, Butser Hill and a site near Shipton Bellinger. The highest single transect counts on the Isle of Wight in 2017 were 17 at Whippingham Fields (John Rowell), followed by ten at Bonchurch Down (Ian Riddett).



BC Priority status	Low
No of 2017 records	3,627
No of 2017 individuals	13,884
No of 2017 tetrads	451
No of post 2005 tetrads	929

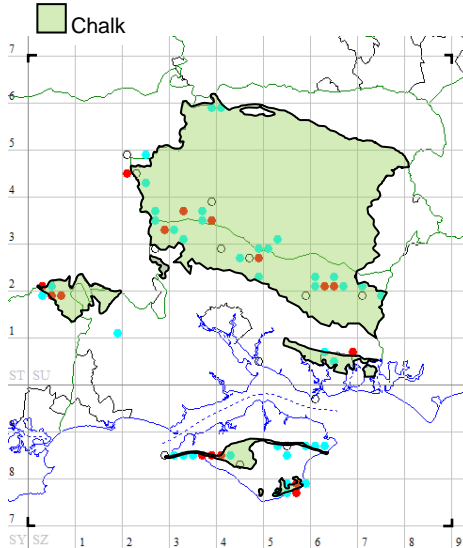
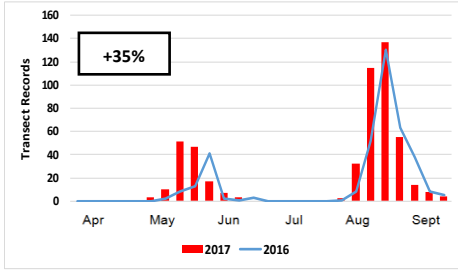
Earliest on Database: 06 Apr 2017			
Earliest 2017	06 Apr Ladies Walk Dn Geoff Davey		
Latest 2017	20 Oct Longmoor Michael Jones		
Latest on Database: 12 Nov 1990			
Transect Site Trends	Down >20%	Within ± 20%	Up >20%
	7	14	77

2017 was a much better year for this pretty little butterfly with a 164% increase over 2016 based on comparable transect routes.

The flight periods for both broods began earlier than in 2016. Fairly low numbers were observed throughout April and the first record of any significance came from the Isle of Wight where Andy Butler recorded a dozen on 10 May. Good numbers continued to be recorded at Butser Hill, Small Down, Old Winchester Hill and especially at Whippingham Fields, where John Rowell saw 39 on 14 May and a spectacular 60 on 21 May. Well known localities such as Magdalen Hill Down, Martin Down and Stockbridge Down displayed excellent numbers and several counts of 40 or more were recorded at Freshwater and Ventnor (IoW) on 25 May (Mike Gibbons).

This species was recorded in fairly low numbers throughout June, in between the main two broods and started to pick up again from around 08 July, tailing off in mid-August.

The highest count of the year came from Whippingham Fields where John Rowell counted an impressive 71 individuals on 23 July.

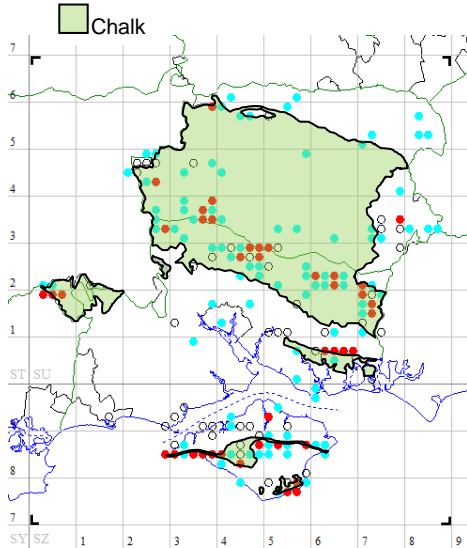
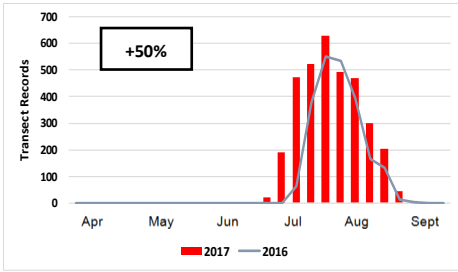


BC Priority status	High
No of 2017 records	213
No of 2017 individuals	802
No of 2017 tetrads	16
No of post 2005 tetrads	66

Earliest on Database: 26 Apr 2011			
Earliest 2017	08 May Mottistone Down Robin Lang		
Latest 2017	03 Oct St Catherines Hill Chris Piatkiewicz		
Latest on Database: 15 Oct 2011			
Transect Site Trends	Down >20%	Within ± 20%	Up >20%
	2	1	8

A much better year for this species, with most transects (8 out of 11) showing more than a 20% increase. The principal sites remain unchanged, with Martin Down, Old Winchester Hill, and Mottistone Down all producing peak counts of 40+. Bonchurch Down is showing signs of recovery, with a peak of 34 on 27 August (Andy Butler). The west Hampshire sites of Stockbridge Down and Broughton Down produced few records, but encouragingly, two Adonis Blues were seen at Shipton Bellinger on 13 August (Andy & Linda Barker).

The first brood began in early May, and peaked with an exceptional count of 67 at Martin Down on 27 May (Ashley Whitlock). This was the only site with high tallies, and continued producing records until the last of the brood, on 18 June (James Plunkett). The second brood began on 10 August, with singletons at St. Catherine’s Hill (Chris Piatkiewicz), and Bonchurch Down (David Mears). It peaked in late August and very early September. The highest count was 59 at Martin Down on 27 August (Linda Smith), but counts of 40 were also seen at Mottistone Down and Old Winchester Hill. The season finished with a very late individual at St. Catherine’s Hill on 03 October (Chris Piatkiewicz).



BC Priority status	Medium
No of 2017 records	609
No of 2017 individuals	8,036
No of 2017 tetrads	41
No of post 2005 tetrads	164

Earliest on Database: 17 Jun 1990			
Earliest 2017	03 Jul Chalton Down Roy Symonds		
Latest 2017	22 Sep St Catherines Hill Chris Piatkiewicz		
Latest on Database: 31 Oct 2011			
Transect Site Trends	Down >20%	Within ± 20%	Up >20%
	2	4	15

Like many species, 2017 was a vast improvement on 2016 with the flight season returning to a more normal start date, ten days earlier than 2016. Many sites recorded their first individuals in the first week of July, although for most sites the season peaked in the first week of August. The combined transect trend was +50%, with 15 out of 21 transects showing an increase of more than 20%, and just two showing a decline.

There were still plenty of double-figure and occasional 100+ counts in the second half of August, but once into September numbers tailed off quickly and, as with 2016, the season was all but finished by 14 September, apart from a final sighting of a singleton at St.Catherine’s Hill on 22 September (Chris Piatkiewicz).

Numbers on many sites were better than in 2016 and there were 810 recorded at Brook Down on 25 July (Andy Butler), surpassing the count of 800 at the same site in 2016 (but still way down on the 50,000 of 2013). Other peak counts included 214 at Mottistone Down on 06 August (Andy Butler), 200 at Oxenbourne Down on 04 August (Roy Symonds), 200 at St. Catherine’s Hill on 11 August (Chris Piatkiewicz) and 184 at Magdalen Hill Down on 06 August (Jayne Chapman).

The earliest and latest sightings for 2017 are summarised with the all-time earliest and latest dates for our area held on the Branch database. Please interpret these all-time dates with caution as our records for earlier years are far from complete.

Species	Earliest on Database	Earliest 2017	Latest 2017	Latest on Database
Dingy Skipper	12 Apr 2011	18 Apr	28 Aug	03 Sep 1993
Grizzled Skipper	02 Apr 2009	05 Apr	26 Jun	07 Sep 2004
Essex Skipper	26 May 2007	13 Jun	10 Aug	21 Sep 1996
Small Skipper	16 May 2011	01 Jun	02 Sep	19 Sep 1991
Silver-spotted Skipper	13 Jul 1997	17 Jul	12 Sep	11 Oct 1986
Large Skipper	28 Apr 2007	22 May	01 Sep	22 Sep 2013
Orange-tip	10 Mar 1990	27 Mar	25 Jun	22 Sep 2011
Large White	02 Feb 2007	19 Mar	08 Nov	07 Dec 2012
Small White	09 Jan 1991	05 Feb	28 Oct	08 Dec 2007
Green-veined White	03 Mar 1989	15 Mar	30 Sep	28 Oct 1999
Clouded Yellow	08 Feb 2005	06 Apr	06 Nov	30 Dec 2007
Brimstone	01 Jan 2001	17 Feb	04 Dec	29 Dec 1999
Wall	05 Apr 2000	17 Apr	03 Oct	06 Nov 2003
Speckled Wood	11 Jan 2013	25 Mar	25 Nov	15 Dec 2011
Small Heath	08 Apr 1997	19 Apr	29 Sep	29 Oct 2011
Ringlet	24 May 2016	07 Jun	23 Sep	11 Oct 2011
Meadow Brown	30 Apr 2011	21 May	07 Oct	07 Nov 2010
Gatekeeper	24 Mar 1999	31 May	07 Oct	19 Oct 1995
Marbled White	30 May 2017	30 May	01 Sep	25 Sep 2003
Grayling	03 Jun 2002	26 Jun	22 Sep	08 Oct 1986
Pearl-bordered Fritillary	17 Apr 2003	23 Apr	03 Jun	09 Jul 1950
Small Pearl-bordered Fritillary	03 May 2007	24 May	04 Jul	31 Aug 1991
Silver-washed Fritillary	Late May 1893	10 Jun	23 Sep	23 Sep 2017
Dark Green Fritillary	28 May 2010	02 Jun	23 Aug	08 Sep 2012
White Admiral	Late May 1893	03 Jun	14 Sep	04 Oct 2003
Purple Emperor	17 Jun 2017	17 Jun	18 Jul	23 Aug 2013
Red Admiral	01 Jan*	11 Jan	30 Dec	31 Dec*
Painted Lady	01 Jan 2013	09 Apr	25 Oct	31 Dec 1987
Peacock	01 Jan*	05 Feb	16 Nov	31 Dec*
Small Tortoiseshell	05 Jan 1999	18 Feb	30 Oct	25 Dec 2013
Comma	09 Jan 1998	22 Feb	20 Nov	22 Dec 2013
Marsh Fritillary	22 Apr 2007	08 May	20 Jun	11 Jul 2006
Glanville Fritillary	08 Apr 2007	06 May	20 Jun	09 Jul 2010
Duke of Burgundy	08 Apr 2017	08 Apr	04 Jun	02 Oct 2011
Small Copper	05 Mar 2009	15 Mar	03 Nov	27 Nov 2003
Brown Hairstreak	18 Jul 2017	18 Jul	07 Sep	16 Oct 1986
Purple Hairstreak	31 May 2010	01 Jun	02 Sep	25 Sep 2003
Green Hairstreak	29 Mar 2012	02 Apr	25 Jun	30 Jul 2007
White-letter Hairstreak	25 May 2011	12 Jun	31 Jul	23 Aug 2004
Small Blue	30 Mar 2012	02 May	06 Sep	21 Sep 1991
Holly Blue	14 Jan 2013	25 Mar	04 Oct	06 Dec 2006
Silver-studded Blue	09 May 2011	22 May	22 Aug	30 Oct 1921
Brown Argus	08 Apr 2002	29 Apr	28 Sep	31 Oct 2005
Common Blue	06 Apr 2017	06 Apr	20 Oct	12 Nov 1990
Adonis Blue	26 Apr 2011	08 May	03 Oct	15 Oct 2011
Chalk Hill Blue	17 Jun 1990	03 Jul	22 Sep	31 Oct 2011

* Recorded on this date in several years

This table was compiled by Dr Andy Barker and is based on 126 Hampshire & Isle of Wight transects with data for both 2016 and 2017.

Species	Combined Transect Trend	>20% Decrease 2017	Within ±20% No Change	>20% Increase 2017	0/17 1+/16 Loss	1+/17 0/16 Gain
Dingy Skipper	-10%	11	2	10	1	3
Grizzled Skipper	+21%	9	7	6	4	2
Small/Essex Skipper	+30%	32	28	50	2	7
Silver-spotted Skipper	0%	2	-	5	1	4
Large Skipper	+82%	32	21	55	4	8
Orange-tip	+37%	18	31	49	3	11
Large White	-30%	66	20	15	1	-
Small White	-28%	71	16	15	2	-
Green-veined White	+1%	37	28	33	6	5
Clouded Yellow	-36%	27	4	19	22	14
Brimstone	+39%	20	38	38	1	1
Wall	+32%	3	2	3	3	1
Speckled Wood	+100%	5	14	78	-	4
Small Heath	+156%	13	7	43	6	10
Ringlet	+79%	18	20	68	2	5
Meadow Brown	+92%	3	16	95	-	-
Gatekeeper	+90%	8	12	93	-	1
Marbled White	+27%	30	23	51	3	7
Grayling	-10%	12	4	5	4	2
Pearl-bordered Fritillary	+136%	1	1	6	1	2
Small Pearl-bordered Frit.*	+230%	-	-	1	-	-
Silver-washed Fritillary	+249%	9	5	62	8	16
Dark Green Fritillary	+74%	4	7	24	3	12
White Admiral	+318%	7	5	32	6	12
Purple Emperor*	+55%	1	-	-	1	-
Red Admiral	+22%	26	27	49	-	2
Painted Lady	-7%	27	29	22	19	16
Peacock	+54%	13	34	50	-	1
Small Tortoiseshell	+17%	26	24	34	11	8
Comma	+180%	4	16	69	-	13
Marsh Fritillary*	+43%	1	-	2	1	1
Glanville Fritillary*	+51%	-	2	-	-	-
Duke of Burgundy	-29%	-	2	-	-	-
Small Copper	+70%	18	18	43	7	27
Brown Hairstreak	+91%	-	-	2	-	-
Purple Hairstreak*	+9%	5	2	9	4	8
Green Hairstreak	-4%	18	8	18	11	11
White-letter Hairstreak*	-21%	-	1	2	-	2
Small Blue	-5%	10	3	9	2	7
Holly Blue	+48%	26	26	45	7	16
Silver-studded Blue	+54%	5	1	14	3	2
Brown Argus	+64%	9	2	27	5	10
Common Blue	+164%	7	14	77	2	10
Adonis Blue	+35%	2	1	8	1	3
Chalk Hill Blue	+50%	2	4	15	2	1

* Figures based on 'All Data' for species poorly represented on transect



Hampshire & Isle of Wight Butterfly Report 2017



Butterfly
Conservation

